



Shinjiro Hirose and Satyan Lakshminrusimha

Passing the torch

On behalf of UC Davis Children's Hospital, we thank Dr. Diana Farmer for her many years of leadership as surgeon-in-chief of UC Davis Children's Hospital. She is continuing as chair of surgery at UC Davis Health. We are grateful for all of her contributions and her legacy. We would not be where we are without her vision and hard work.

We are excited to share some other recent developments. You can read more about them in this issue:

- We are proud to have earned *U.S. News & World Report's* Best Children's Hospitals national recognition in five pediatric specialties: diabetes and endocrinology, neonatology, nephrology, orthopedics (in partnership with Shriners Children's Northern California) and pulmonology and lung surgery.
- We have been verified a level I pediatric trauma center by the American College of Surgeons. One of only six level I pediatric trauma centers throughout California, serving as a referral resource for hospitals throughout Northern California, western Nevada and southern Oregon.
- We have had a successful Children's Hospital retreat to discuss our goals and vision for the future.

Wishing you and your families a wonderful fall season.

Thank you,

Satyan and Shinjiro

U.S. News & World Report names UC Davis Children's Hospital among nation's best

[UC Davis Children's Hospital](#) has been recognized as a Best Children's Hospital for 2022-23 by [U.S. News & World Report](#).

The annual Best Children's Hospitals rankings and ratings, now in their 16th year, are designed to assist patients, their families and their doctors in making informed decisions about where to receive care for challenging health conditions.



UC Davis Children's Hospital is nationally ranked among the nation's 50 best in these five specialty care areas:

- 19th nationally in nephrology
- 47th nationally in pediatric diabetes & endocrinology
- 29th nationally in pediatric neonatology
- 19th nationally in pediatric orthopedics
- 35th nationally in pediatric pulmonology & lung surgery

The orthopedics ranking was awarded in collaboration with Shriners Children's — Northern California, UC Davis Children's Hospital's longstanding partner in caring for children with burns, spinal cord injuries, orthopedic disorders and urological issues. [READ MORE »](#)

Children's Hospital strategic retreat focused on the future of care

UC Davis Children's Hospital hosted a Strategic Plan Retreat in September with 67 participants. The retreat was facilitated by the Strategic Planning Department, with support of 15 colleagues from the Office of Strategy and Growth.

Ann Boynton, executive director of the Strategic Planning Department, presented the introductory content, which featured how

the Children's Hospital Strategic Plan aligns with the Clinical Strategic Plan (CSP) and a proposed strategic framework with specific strategies to move the organization forward.

"We want our children's hospital to be fully equipped to provide kids across Northern California and their families with the best care possible," said Boynton. "A comprehensive strategy focuses our vision and work so we can collaborate on a spectrum of issues that will improve care for our tiniest patients. This retreat solidifies the foundation for that strategy." [READ MORE »](#)

Hirose appointed surgeon-in-chief of UC Davis Children's Hospital

UC Davis chief of fetal and pediatric surgery [Shinjiro Hirose](#) was appointed surgeon-in-chief of UC Davis Children's Hospital. He has served as chief of pediatric surgery, vice chair of surgery and founder and director of the UC Davis Fetal Care and Treatment Center. [READ MORE »](#)



Shinjiro Hirose and Amelia McLennan

Research spotlight

UC Davis awarded prestigious NIH grant to train scientists in musculoskeletal research



The Departments of [Orthopaedic Surgery](#) and [Biomedical Engineering](#) recently received the prestigious National Institutes of Health (NIH) T32 training program grant. The award boosts the departments' capacity to train and educate the next generation of scientists in musculoskeletal research.

[UC Davis Health](#) is just the sixth orthopaedic surgery department in the nation to earn a T32 training program grant. It will fund four predoctoral students who will develop research skills and knowledge that uniquely support musculoskeletal health. [READ MORE »](#)

Study finds fewer reports of child physical abuse during COVID-19 pandemic



Child abuse evaluations in emergency departments dropped during the COVID-19 pandemic, according to a [new study](#) by

[UC Davis Health](#). But researchers believe the decrease may reflect less recognition of child abuse while kids were attending school online.

“When the world shut down, families lost access to resources and children had fewer interactions with adults outside their homes. As ‘normal’ disappeared, the deep stress and isolation seemed like a set up for increased child abuse,” explained [Julia Magaña](#), associate professor in the [Department of Emergency Medicine](#) and co-author of the study that sought to determine the impact the COVID-19 pandemic had on child physical abuse.

[READ MORE »](#)

Exploring low vaccination rate for cancer-causing HPV

The COVID-19 pandemic has complicated efforts to increase the rate of vaccinations. That includes those to prevent the [human papillomavirus \(HPV\)](#), which is linked to six types of cancer, including head and neck cancers.

HPV is the most common sexually transmitted infection in the U.S. As states consider ways to increase vaccinations, [UC Davis Comprehensive Cancer Center](#) has joined the [Center for Health Law and Policy Innovation of Harvard Law School](#) to put out a new resource called the HPV Vaccine Policy Landscape, Public Health Strategies.

The new guidebook highlights the roles that state policy makers, educational institutions, and health care providers can play in increasing HPV vaccination rates by navigating the policy landscape more effectively. [READ MORE »](#)

Watching video feed of hospitalized baby improves pumping experience

Parents who used videoconferencing technology to view their hospitalized baby reported an improved pumping experience while expressing milk for their premature infant. Videoconferencing also helped the whole family connect to their infant in the Neonatal Intensive Care Unit (NICU). These findings were published in [Breastfeeding Medicine](#).

“Breast milk feeding is an essential component of care for the hospitalized premature infant, but it can be challenging due to

factors including low milk supply, the need to express milk instead of feeding directly from the breast, as well as the stress and anxiety for new parents who are physically separated from their premature infants in the hospital environment,” said study lead author [Adrienne Hoyt-Austin](#). “Our study explored the experience of pumping milk while watching one’s hospitalized baby with videoconferencing.”

The [UC Davis Health](#) study enrolled parents who used FamilyLink when they are not at the bedside in the [UC Davis NICU](#). [FamilyLink](#) is a videoconferencing program which gives families the option to see their baby through a secure connection from a home computer, tablet or cellphone 24/7.

[READ MORE »](#)



Pediatric kidney transplant patients fare better when kidney is from live donor



Do pediatric kidney transplant patients have better long-term outcomes when their kidney comes from living, biologically unrelated donors compared to deceased donors?

A new [UC Davis Health](#) study finds that they do. The study reviewed data from the [Organ Procurement & Transplantation Network](#) database from Jan. 1, 2001 to Sept. 30, 2021. Researchers compared the rates of graft failure (when the organ is rejected by the recipient) and death, as well as long-term outcomes of children who

received kidney transplants from living related donors, living unrelated donors and deceased donors.

It is the largest study of its kind and was published in the journal [Pediatric Transplantation](#).

[READ MORE »](#)

International study identifies risks for long COVID in children


A [new international study](#) conducted in eight countries and published in *JAMA Network Open* offers a clearer picture of the risks associated with long COVID in children.

The study was co-led by a team of researchers from [UC Davis Health](#), the University of Calgary's Cumming School of Medicine and Ann & Robert H. Lurie Children's Hospital of Chicago. It showed nearly 6% of children who presented to the emergency department with COVID-19 reported symptoms of long COVID 90 days later. Among these patients, three characteristics were associated with long COVID:

- Initial hospitalization of 48 or more hours
- Four or more symptoms at the initial emergency department visit
- The child was age 14 or older

"We found that in some children, illness with COVID-19 is associated with reporting persistent symptoms after three months," said Stephen Freedman, professor at the University of Calgary's Cumming School of Medicine and co-principal investigator of the study. "Our results suggest that appropriate guidance and follow-up are needed, especially for children at high risk for long COVID."

[READ MORE »](#)



Nathan Kuppermann, chair of the Department of Emergency Medicine

New procedure transforms grafts used in bladder augmentation surgeries



UC Davis pediatric urologist **Eric Kurzrock** has devised a new procedure to create graft tissues with

functioning blood vessels needed in bladder augmentation surgeries. His innovative method solves a common problem in bioengineered graft implants, the challenge of tissue contraction caused by inadequate blood supply.

[Kurzrock](#) is the chief of [pediatric urologic surgery](#) and professor of urology and pediatrics at [UC Davis Children's Hospital](#). His study on vascularized grafts for bladder augmentation was published in the [Journal of Tissue Engineering and Regenerative Medicine](#).

[READ MORE »](#)

Congenital syphilis linked to socioeconomic factors in small/medium California counties

Cases of syphilis passed from mother to developing baby are on the rise

[Congenital syphilis](#) is a sexually transmitted bacterial infection that passes from a mother to her child during pregnancy or childbirth. In up to 40% of cases, it may lead to the death of the developing baby in utero or in infancy.



Congenital syphilis rates in California continue to rise each year. A [new UC Davis Health study](#) finds that California residents living in small-to-medium counties had higher rates of congenital syphilis infection and female

poverty and lower education levels compared to those in large, metropolitan counties. The study also linked congenital syphilis infection rates to higher female poverty and lower female education levels.

The study, published in the Journal of Perinatology, is the first to investigate rural-urban differences in congenital syphilis infection in California, a [state experiencing a disproportionate burden of congenital syphilis cases](#).

[READ MORE »](#)



California takes lead on mandated screening for childhood traumas

Research supports expansion of insurance-covered trauma screening nationwide

A group of researchers and policy analysts has published a brief that suggests California's expansion of screening for childhood trauma can be a model for other states.

The researchers from [UC Davis Health](#) and other University of California institutions say the screenings have the potential to demonstrate the current prevalence of [Adverse Childhood Experiences \(ACEs\)](#) and how they affect health outcomes for adults.

[READ MORE »](#)

Global team of scientists discover a new gene causing severe neurodevelopmental delays

An international team of researchers led by UC Davis geneticist Suma Shankar has discovered a new gene implicated in a neurodevelopmental condition called DPH5-related diphthamide-deficiency syndrome. The syndrome is caused by DPH5 gene variants that may lead to embryonic death or profound neurodevelopmental delays.

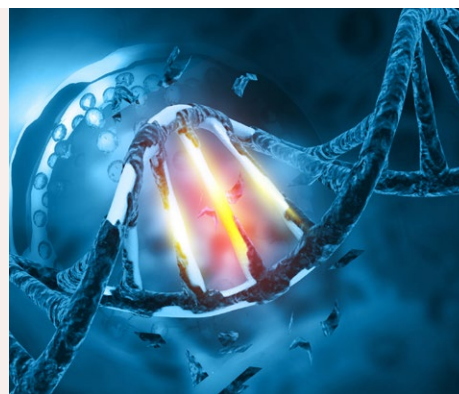
Findings from their study were published in [Genetics in Medicine](#).

"We are so excited about the novel gene discovery," said the lead author [Suma](#)

[Shankar](#), professor in the [Departments of Pediatrics](#) and [Ophthalmology](#) and faculty at the [UC Davis MIND Institute](#). Shankar is the director of Precision Genomics, Albert Rowe Endowed Chair in Genetics, and chief of Division of Genomic Medicine.

DPH5 is essential for protein biosynthesis. It belongs to a class of genes needed for the synthesis of diphthamide, a type of modified amino acid [histidine](#), critical to [ribosomal protein synthesis](#).

[READ MORE »](#)



"We are so excited about the novel gene discovery"

— Suma Shankar

Awards and honors

UC Davis Medical Center re-verified as level I trauma center by American College of Surgeons



[UC Davis Medical Center](#) has been re-verified as a level I trauma center and a level I pediatric trauma center by the [American College of Surgeons](#) (ACS). This achievement recognizes the trauma centers' dedication to transforming trauma care for optimal outcomes and meets Sacramento County EMS Agency requirements for the medical center's

designation as a trauma center for Sacramento County.

As California's only level I trauma center north of San Francisco, UC Davis Medical Center is one of only three in the state with level I verification for both adult and pediatric trauma. [READ MORE »](#)




Pediatric residency program director receives national leadership award

[Su-Ting Li](#), vice chair of education and residency program director in the UC Davis [Department of Pediatrics](#), has received the Robert S. Holm, M.D. Leadership Award. She accepted the honor this month at the annual spring meeting for the [Association of Pediatric Program Directors' \(APPD\)](#) in San Diego.

This award honors one APPD member each year for extraordinary contributions in leadership and support of other program leaders as a mentor, advisor or role model at the organization's national level.

"I am so honored and touched to receive this award from my incredible mentees and amazing medical education colleagues," Li said. "I love learning from and being inspired by our next generation of future leaders in medical education – and I'm so grateful to be part of their journey."

[READ MORE »](#)



UC Davis Health receives AAMC Telehealth Equity Catalyst Award

UC Davis Health recently received a [Telehealth Equity Catalyst \(TEC\) Award](#) from the Association of American Medical Colleges (AAMC) for its efforts to advance health care equity and telehealth.

This year's TEC Award was presented to [Jennifer Rosenthal](#), associate professor of pediatrics, and collaborators [Kristin Hoffman](#), associate professor of neonatology, and Daniel Stein, Epic telehealth supervisor at UC Davis Health. They were recognized for the innovation of UC Davis Health's NICU Virtual Family-Centered Rounds (FCR) program and the integration of video translation services into the telehealth platform known as Extended Care.

The Virtual FCR program engages families in multidisciplinary bedside rounds for hospitalized patients, giving parents and caregivers a chance to be virtually present at their baby's bedside through a telehealth platform.

[READ MORE »](#)

[Office of Graduate Medical Education \(GME\)](#) and the [Office of Student and Resident Diversity \(OSRD\)](#).

Marquez is a member of the [Pediatrics Committee on Departmental Diversity and Pediatric Health Equity](#) and has helped lead pediatric trainee support group meetings around EDI. He has spoken to community groups and given interviews to Spanish-language television and radio about health topics such as COVID-19. [READ MORE »](#)

Pediatric resident receives diversity award


UC Davis pediatrics resident Ivan Marquez has been named the recipient of the 2nd annual Dr. Ifeanyi Onyeji

Equity, Diversity and Inclusion (EDI) Award. The honor is presented by the [Resident Medical Staff Committee](#), the



Awards and honors (continued)

Comprehensive Epilepsy Program receives highest national accreditation rating



[UC Davis Medical Center's Comprehensive Epilepsy Program](#) has been accredited as a Level 4 center for adult and pediatric epilepsy, the highest designation awarded, by the [National Association of Epilepsy Centers \(NAEC\)](#).

The NAEC is a non-profit association that supports epilepsy centers in delivering comprehensive care to people with epilepsy. It sets standards of care, advocates for access to high quality epilepsy center services and provides resources and knowledge to its member centers.

"I'm very proud of our dedicated team of experts who worked tirelessly to achieve this distinction," said [Jack Lin](#), director of the UC Davis Medical Center Comprehensive Epilepsy Program and professor in the [Department of Neurology](#). "This accreditation reflects the program's commitment to serving our patients with the most advanced neurodiagnostic monitoring, state-of-the-art neuroimaging tests and renowned surgical expertise."

[READ MORE »](#)

Giving back



Free youth heart event screens more than 300 kids and young adults

More than 300 children and young adults, ages 12 to 25, attended the free youth heart screening event at Jesuit High School in August. Hosted by the [Kyle J. Taylor Foundation \(KJTF\)](#), in collaboration with [UC Davis Health](#)

and [Project ADAM Sacramento](#), the all-day event helped to identify youth with an undiagnosed heart condition.

"Our first heart screening event was very successful," said Rebecca McCormac, Project ADAM Sacramento coordinator. "As a result of this endeavor, our community is more educated about heart health and sudden cardiac arrest preparedness."

McCormac shared that 307 young people from all over the Sacramento region came to receive a cardiac risk assessment, an electrocardiogram (EKG), a physician review and CPR training. [READ MORE »](#)

Pediatric nurses host Operation Backpack drive

The pediatric nurses at [UC Davis Children's Hospital](#) hosted an [Operation Backpack](#) drive for the 14th year, collecting and donating 129 backpacks filled with school supplies, which are delivered to needy students by the [Volunteers of America](#).

Backpacks were filled with needed grade-specific school supplies for children in need.

"Our staff has once again pulled their resources to make a difference for children in our community," said Angie Marin, nurse manager of the pediatrics unit. "We love to do this every year. Thank you to all who participated in this backpack drive." [READ MORE »](#)

Children's Miracle Network awards 14 new clinical, research grants



Fourteen grants totaling \$383,029 have been awarded by [Children's Miracle Network at UC Davis](#) to clinicians and researchers at [UC Davis](#)

[Children's Hospital](#). Eleven grants in the amount of \$236,823 will enhance the clinical care of children, while three grants totaling \$146,206 were awarded for research directly improving the health and welfare of children.

Each year, applications are accepted by Children's Miracle Network (CMN) for both clinical services and research grants. Each application must support CMN's mission to improve the health and wellbeing of children and demonstrate how the project or research contributes to the [UC Davis Health Clinical Strategic Plan](#). Special consideration is given to junior faculty members and junior investigators. The amount of funds awarded each year is determined by the CMN Executive Committee and chief executive officer of [UC Davis Medical Center](#).

[READ MORE »](#)

Giving back (continued)



Spirit Halloween raises funds for UC Davis Child Life

Spirit Halloween is once again helping make the hospital less scary for kids by raising funds for the Child Life and Creative Arts Therapy Department at UC Davis Children's Hospital.

SAVE 10% OFF
YOUR ENTIRE ORDER
SPIRIT GIVES 10%
TO YOUR LOCAL PARTNER HOSPITAL

Present coupon in any Spirit Halloween or enter promo code **GIVING22** at checkout when shopping at SpiritHalloween.com

SPIRIT OF CHILDREN
Making hospitals less scary for kids and their families

314812

For a store near you visit SpiritHalloween.com

Offer valid through 10/31/22 at Spirit Halloween and SpiritHalloween.com. Coupons that are forged or altered in any way will not be accepted. Not valid on prior purchases, associate discount or taxes. If merchandise is returned, coupon discount will be deducted from items prior to refund/credit. Limit one coupon per customer. Shipping offers cannot be combined with other discounts at store kiosks or online. No cash value. Spirit Halloween may cancel promotion at any time. Exclusions may apply. ©2022 Spirit Halloween Superstores, LLC.

Stores are now open and shoppers can download this coupon to receive 10% off their Spirit Halloween purchase and make a 10% donation to UC Davis Child Life and Creative Arts Therapy Department. The coupon is good for purchases made online at spirithalloween.com or at the following store locations through Oct. 31, 2022:

- 5712 Folsom Blvd., East Sacramento
- 6130 Birdcage Center Lane, Citrus Heights
- 7811 Lichen Dr., Citrus Heights
- 6660 Lonetree Blvd., Rocklin
- 11395 Folsom Blvd., Rancho Cordova
- 917 Dana Drive 4A/4E, Redding
- 3101 Greer Road, Turlock
- 3401 Dale Road, #480, Modesto
- 3440 McHenry Ave., Modesto

[READ MORE »](#)

Patient milestone



Transfer to UC Davis Children's Hospital saves micro-preemie twins' lives

Nova and Nylah's parents faced double the joy and double the concern upon their arrival. Both babies were born with multiple life-threatening challenges. But the Barnes credit prayer, Facebook and UC Davis Children's Hospital for helping their children survive.

"You could tell how much the whole staff believed in Nova and Nylah. The doctors, the nurses, the fellows and residents. Even the cleaning crew. All of them were cheering for us. It was like family. We felt so at home," said Dondre Barnes, father to Nova and Nylah.

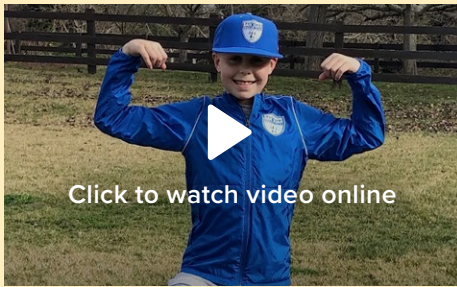
Now a year old, Nova and Nyla are developmentally on track. The twins are crawling and walking and chatting, feats their mom and dad were initially told would never happen — even if the girls survived.

[READ THEIR HEARTWARMING PATIENT STORY »](#)

"You could tell how much the whole staff believed in Nova and Nylah."

— Dondre Barnes, father

Patient milestone (continued)



Republic FC, UC Davis Health partner, celebrated childhood cancer awareness month

This year, Republic FC and UC Davis Health turned to the brave children enduring and fighting pediatric cancer to create a special item to show the world their indomitable spirit. The **Fritz & Friends Scarf** was designed by [Riley Blum](#), [Fritz Stark](#), and [Emily Love](#) – three childhood cancer survivors who were treated at UC Davis Health. It is now [available online](#). Proceeds of the scarf sales will support patients and their families through the [Super Fritz & Friends Fund](#), which was inspired by one of the scarf artists.


“The indomitable spirit of our club and community are mirrored every day in the children and families affected by childhood cancer,” said Republic FC president and general manager Todd Dunivant. “We’re proud to join with our great partner UC Davis Health to honor and support pediatric cancer patients and provide ways for the community to give as well.”

[READ MORE »](#)



“The indomitable spirit of our club and community are mirrored every day in the children and families affected by childhood cancer.”

— Todd Dunivant, Republic FC president



Share your patient story!

Get social – like us, follow us, share with your networks!



facebook.com/ucdavischildrenshospital has **14,762** likes!



twitter.com/ucdavischildren has **3,760** followers!



instagram.com/ucdavischildren has **5,026** followers!