

# Handgun Sales

Several characteristics of handguns sold by firearm licensees are recorded in the California Dealer's Record of Sale archive: handgun type, caliber, barrel length, and country of origin. In addition, sales records provide the age and sex of the person purchasing the handgun, the date the handgun was sold, and the county of sale. This section of the report summarizes that information.

In these tables, handguns are divided into four types: semiautomatic pistols (referred to hereafter as pistols), revolvers, derringers, and other handguns (single shot and bolt action handguns). Descriptions of the three principal types are provided on pages 3-4, and photographs of examples are on pages 6-8. Handgun calibers are divided into three groups: small (for example, .22, .25, .32), medium (for example, .38, .380, 9mm), and large (for example, .357, .40, .44, .45, .50); photographs of examples are provided on page 9. Barrel lengths are categorized here as short (3 inches or shorter) or long (greater than 3 inches). Country of origin is reported as from either the United States or elsewhere.

While the number of handgun sales was highest in urban counties (see page 12; Los Angeles County ranked first with 50,338 sales), the per capita rate of sales was highest in predominantly rural counties (see page 13; Shasta County ranked first at 33.4 sales per 1,000 persons 21 years of age and older).

A total of 235,875 handguns were sold in California in 1999. Handgun sales fluctuated little from month to month until the end of the year, then increased considerably. Sales ranged from a low of 16,491 in January to a high of 31,706 in December (see page 15).

Seventy percent of handguns sold in California in 1999 were pistols. Large-caliber handguns were the most common (45.4%), and most handguns had long barrels (78.1%). Nearly two-thirds of handguns were manufactured in the United States.

Males bought 92.9% of handguns, and 25.5% were bought by persons ages 35-44.

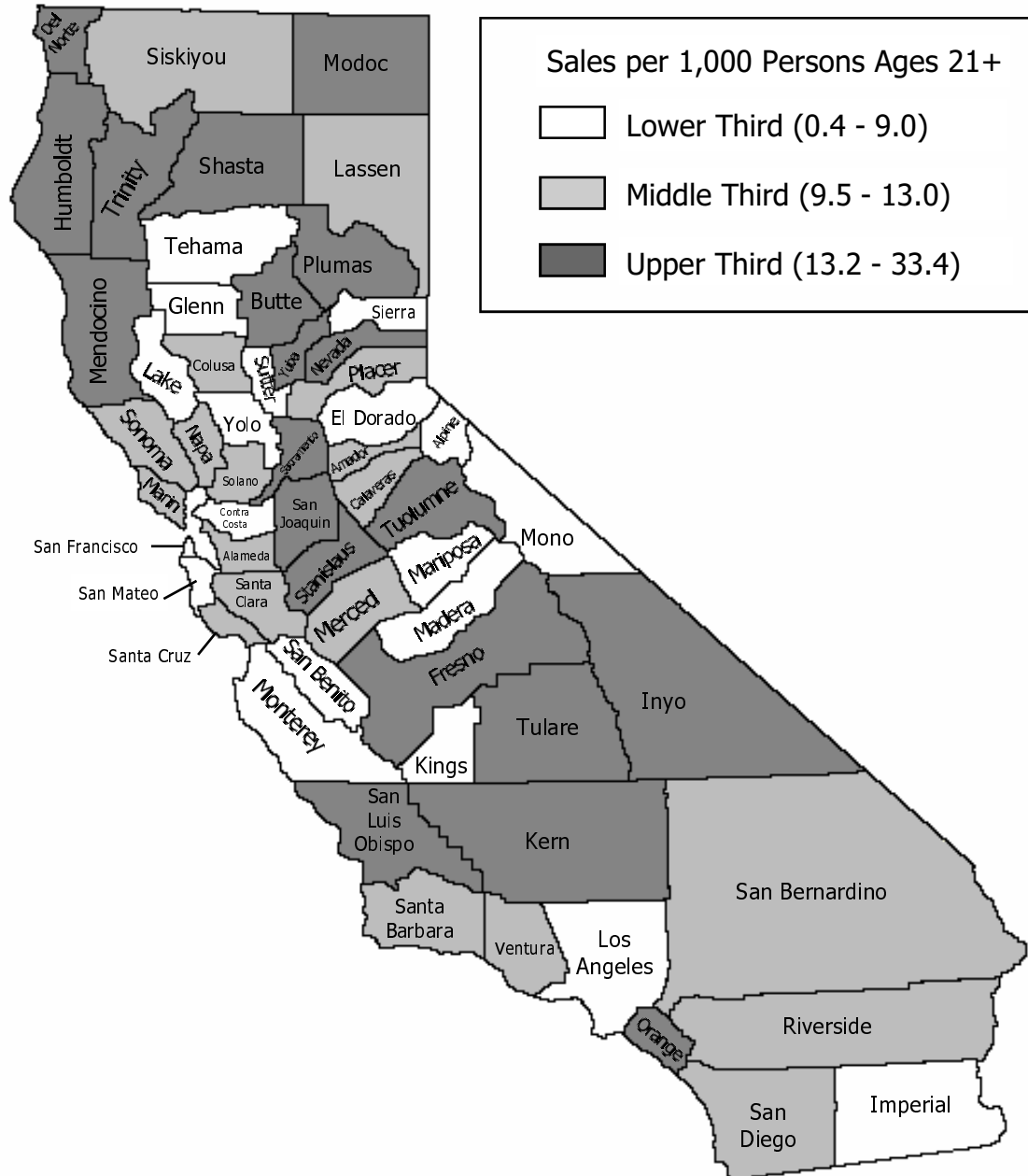
***While the number of handgun sales was highest in urban counties, the rate of sales was highest in predominantly rural counties.***

***Seventy percent of handguns sold in California in 1999 were pistols. Large-caliber handguns were the most common (45.4%), and most handguns had long barrels (78.1%). Nearly two-thirds of handguns were manufactured in the United States***



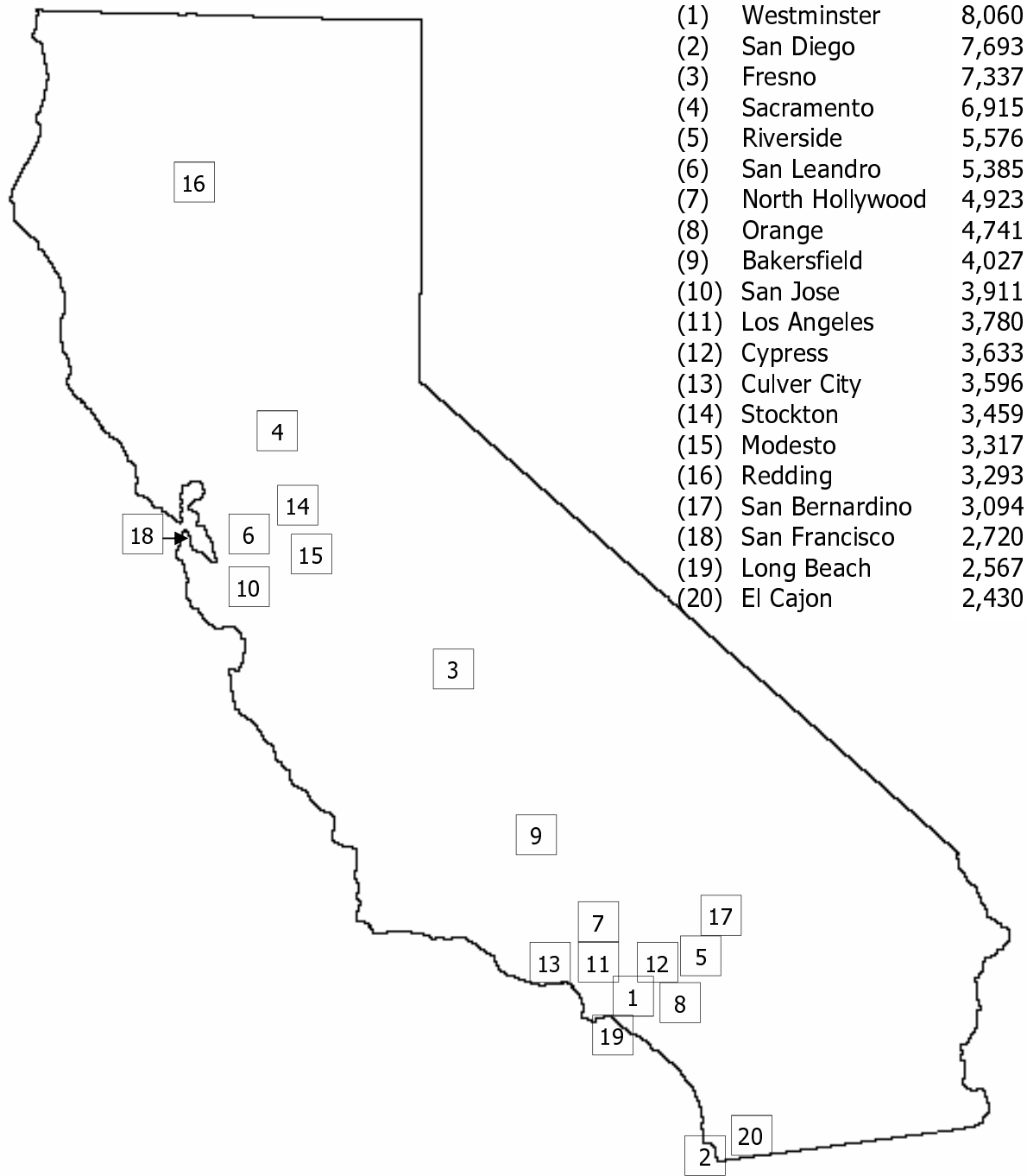
# Rate of Sales by County

*This map summarizes the rate of handgun sales per 1,000 persons ages 21 and older in each county in 1999. Counties are grouped by sales rate into thirds. These are sales by licensees in a particular county and do not necessarily represent sales to residents of that county. The rate of sales was highest in predominantly rural counties; the statewide average was 10.4 sales per 1,000 persons ages 21 and older. See Appendix I for additional details.*



# Sales by City

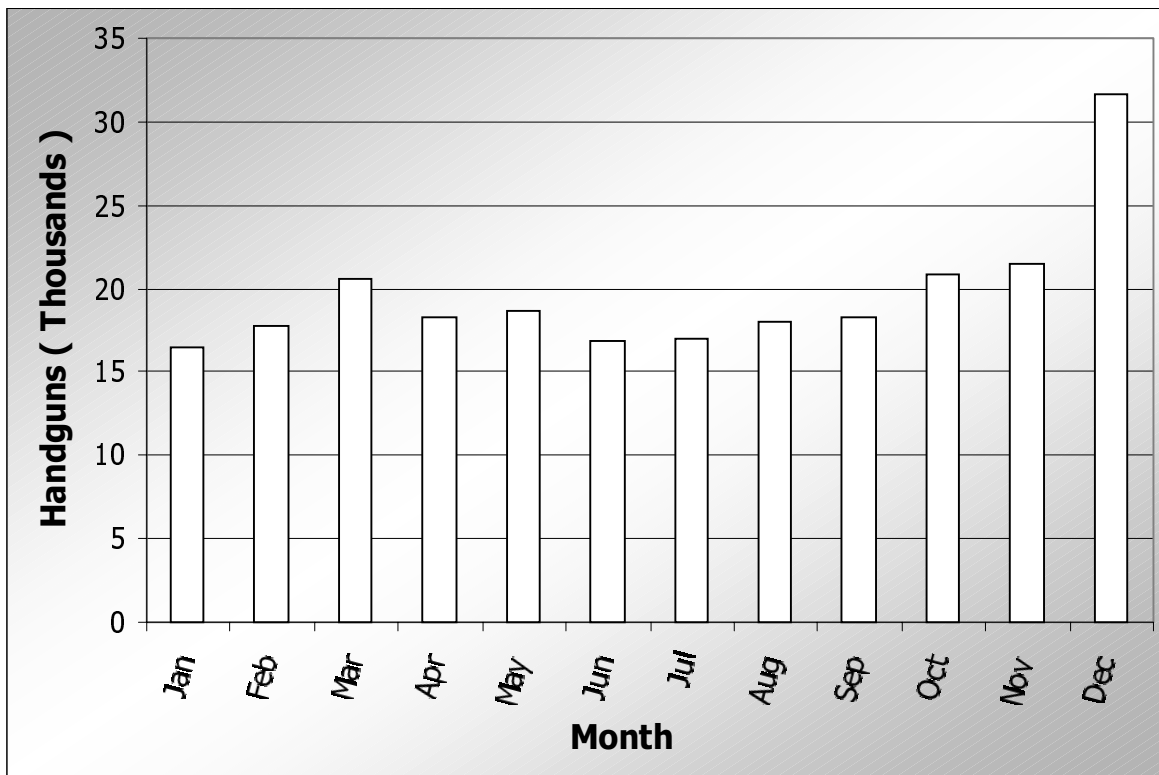
*This map identifies the 20 cities with the largest number of sales in 1999. These are handgun sales by licensees in a particular city and do not necessarily represent sales to residents of that city. See Appendix I for additional details.*



# Sales by Month

*This table and figure indicate the number of handguns sold each month in California in 1999. Sales ranged from a low of 16,491 in January to a high of 31,706 in December.*

<b><u>Month</u></b>	<b><u>Number</u></b>	<b><u>Percent</u></b>
January	16,491	7.0
February	17,715	7.5
March	20,593	8.7
April	18,334	7.8
May	18,648	7.9
June	16,796	7.1
July	16,941	7.2
August	18,044	7.7
September	18,270	7.8
October	20,887	8.9
November	21,448	9.1
December	31,706	13.4



# All Handguns

---

*Seventy percent of handguns sold in California in 1999 were pistols. About 16% of handguns were of small caliber. Most (78.1%) had barrels greater than 3 inches in length. About 65% of handguns were manufactured in the United States.*

---

## Total Handgun Sales: 235,875

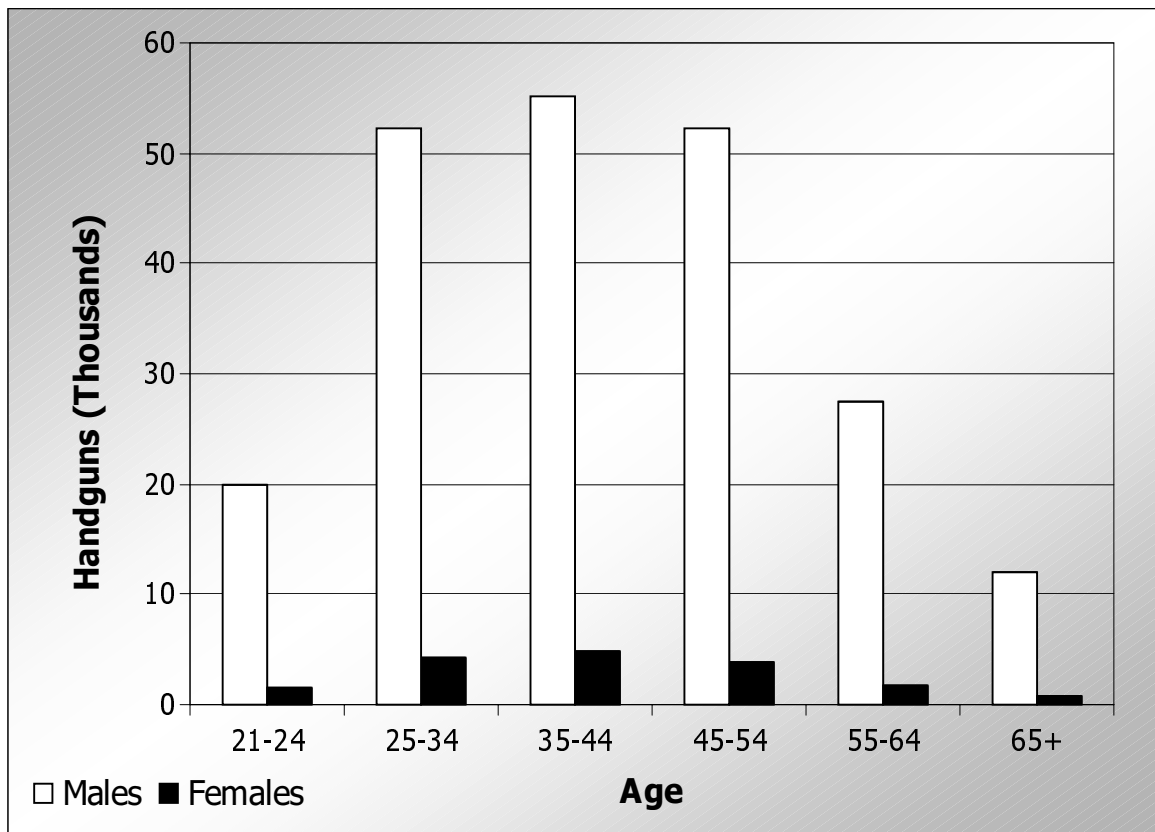
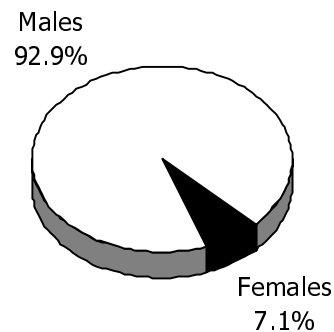
	<u>Number</u>	<u>Percent</u>
<b>Type</b>		
Pistol	165,869	70.3
Revolver	66,771	28.3
Derringer	1,854	0.8
Other	1,355	0.6
<b>Caliber</b>		
Small	37,386	15.9
Medium	90,753	38.7
Large	106,352	45.4
<b>Barrel Length</b>		
Short	51,243	21.9
Long	183,269	78.1
<b>Country of Origin</b>		
U.S.	153,021	64.9
Import	82,854	35.1

---

# All Sales - Age and Sex

*Of 235,875 handguns sold, 219,144 (92.9%) were sold to males and 16,712 (7.1%) to females. More handguns were sold to persons ages 35-44 than to persons of other ages. See Appendix I for additional details.*

<b>Age</b>	<b>Number</b>	<b>Percent</b>
21-24	21,563	9.1
25-34	56,491	24.0
35-44	60,017	25.5
45-54	55,993	23.7
55-64	29,190	12.4
65+	12,602	5.3



# Pistols

---

*Pistols made up the majority of handgun sales in California in 1999 (70.3%). Most pistols were of medium caliber (44.7%) or large caliber (39.2%) and had long barrels (83.9%). Over half (57.5%) were manufactured in the United States. See page 3 for a description of a pistol and page 6 for an example.*

---

**Total: 165,869**

**Percent of Handgun Sales: 70.3**

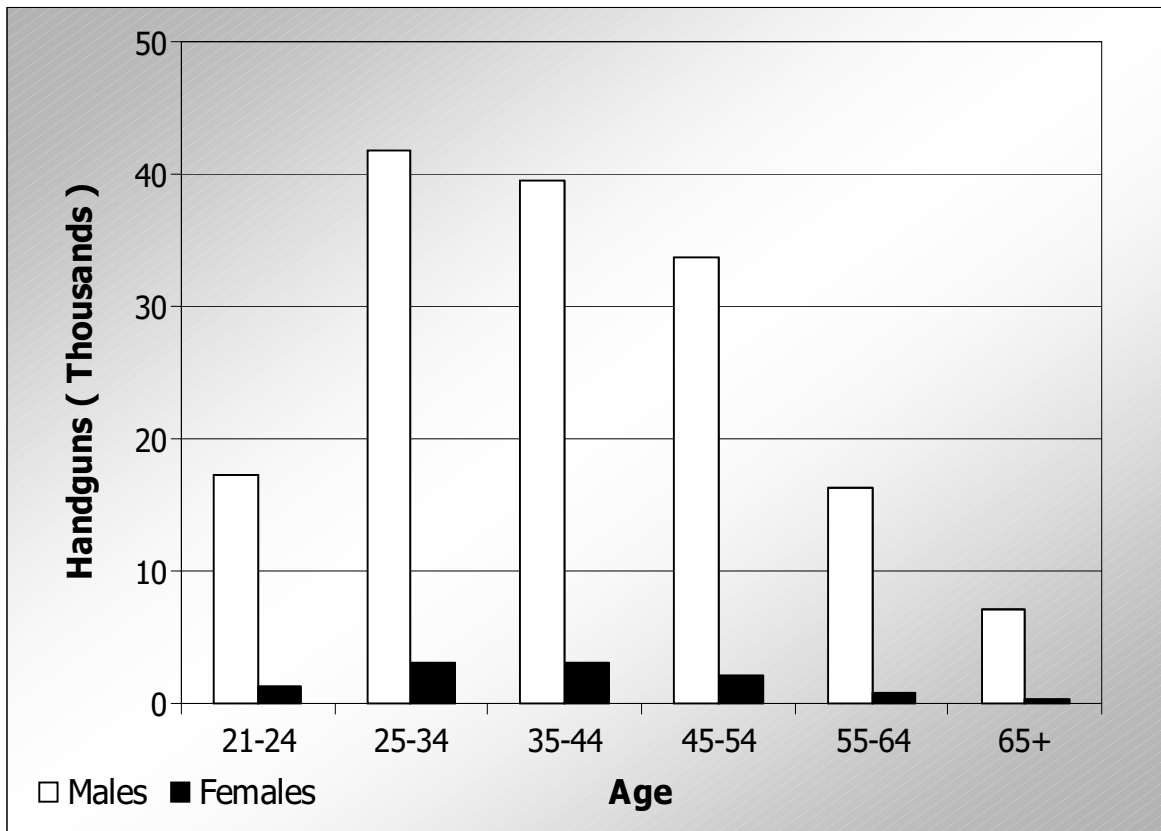
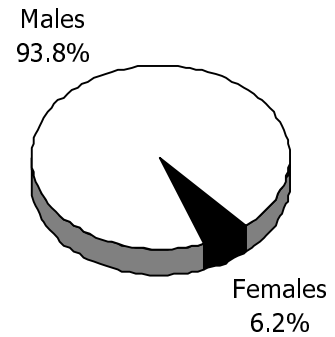
	<u>Number</u>	<u>Percent</u>
<b>Caliber</b>		
Small	26,558	16.1
Medium	73,714	44.7
Large	64,657	39.2
<b>Barrel Length</b>		
Short	26,506	16.1
Long	138,432	83.9
<b>Country of Origin</b>		
U.S.	95,354	57.5
Import	70,515	42.5

---

# Pistol Sales - Age and Sex

*Of 165,869 pistols sold, 155,624 (93.8%) were sold to males and 10,231 (6.2%) to females. More pistols (27.0%) were sold to persons ages 25-34 than to persons of other ages. See Appendix I for additional details.*

<u>Age</u>	<u>Number</u>	<u>Percent</u>
21-24	18,452	11.1
25-34	44,822	27.0
35-44	42,523	25.6
45-54	35,735	21.6
55-64	17,049	10.3
65+	7,274	4.4



# Revolvers

---

*Revolvers made up 28.3% of handgun sales in California in 1999. Most revolvers (61.0%) were of large caliber. Over one-third (34.4%) had short barrels (more than twice the proportion seen for pistols). Most revolvers (81.8%) were manufactured in the United States. See page 4 for a description of a revolver and page 7 for an example.*

---

**Total: 66,771**

**Percent of Handgun Sales: 28.3**

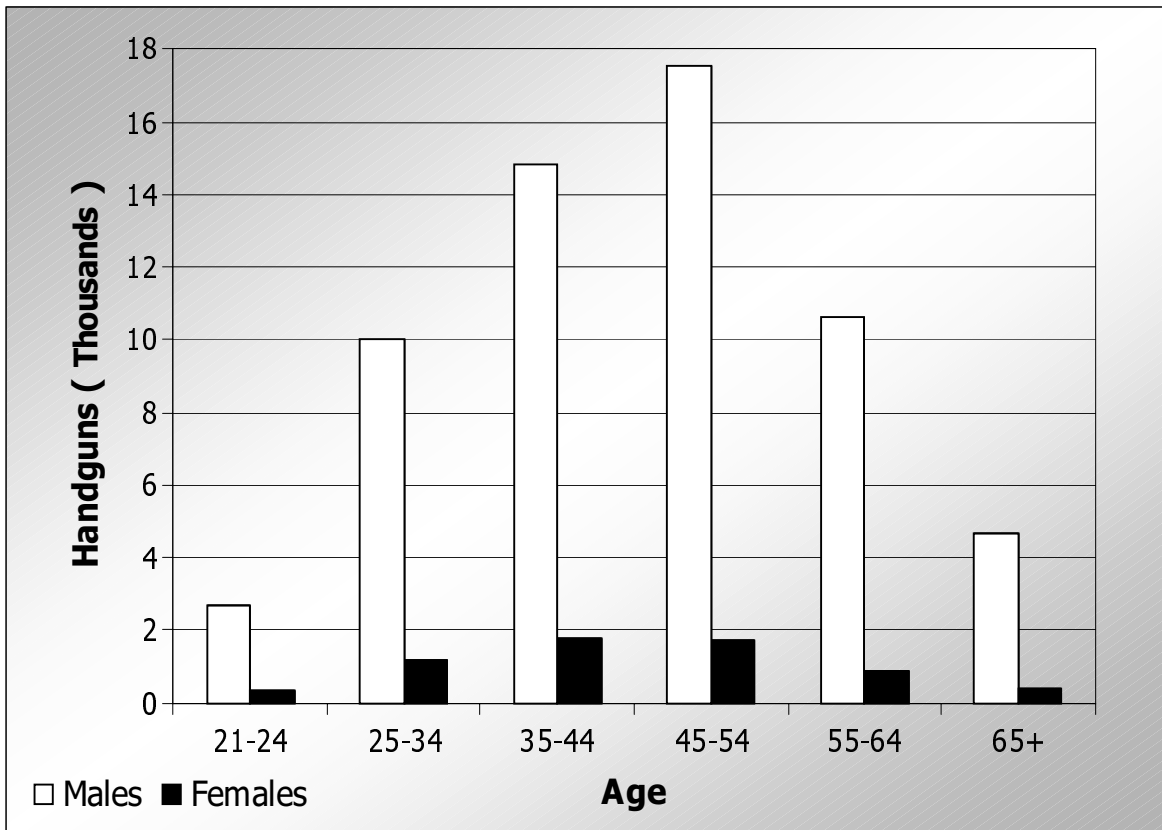
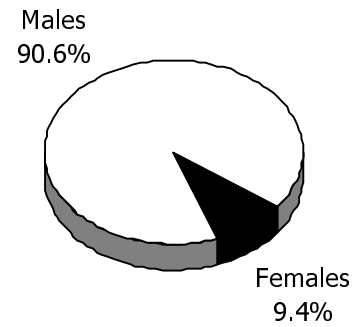
	<u>Number</u>	<u>Percent</u>
<b>Caliber</b>		
Small	9,629	14.4
Medium	16,397	24.6
Large	40,662	61.0
<b>Barrel Length</b>		
Short	22,963	34.4
Long	43,724	65.6
<b>Country of Origin</b>		
U.S.	54,591	81.8
Import	12,180	18.2

---

# Revolver Sales - Age and Sex

Of 66,771 revolvers sold, 60,474 (90.6%) were sold to males and 6,292 (9.4%) to females. More revolvers (28.9%) were sold to persons ages 45-54 than to persons of other ages. See Appendix I for additional details.

<u>Age</u>	<u>Number</u>	<u>Percent</u>
21-24	2,998	4.5
25-34	11,225	16.8
35-44	16,665	25.0
45-54	19,281	28.9
55-64	11,537	17.3
65+	5,060	7.6



# Derringers

---

*Derringers made up less than 1 percent of handgun sales in California in 1999. Nearly half of derringers (48.1%) were of small caliber. Nearly all had short barrels (91.7%) and were manufactured in the United States (97.7%). See page 4 for a description of a derringer and page 8 for an example.*

---

**Total: 1,854**

**Percent of Handgun Sales: 0.8**

	<u>Number</u>	<u>Percent</u>
<b>Caliber</b>		
Small	891	48.1
Medium	596	32.2
Large	365	19.7
<b>Barrel Length</b>		
Short	1,699	91.7
Long	153	8.3
<b>Country of Origin</b>		
U.S.	1,811	97.7
Import	43	2.3

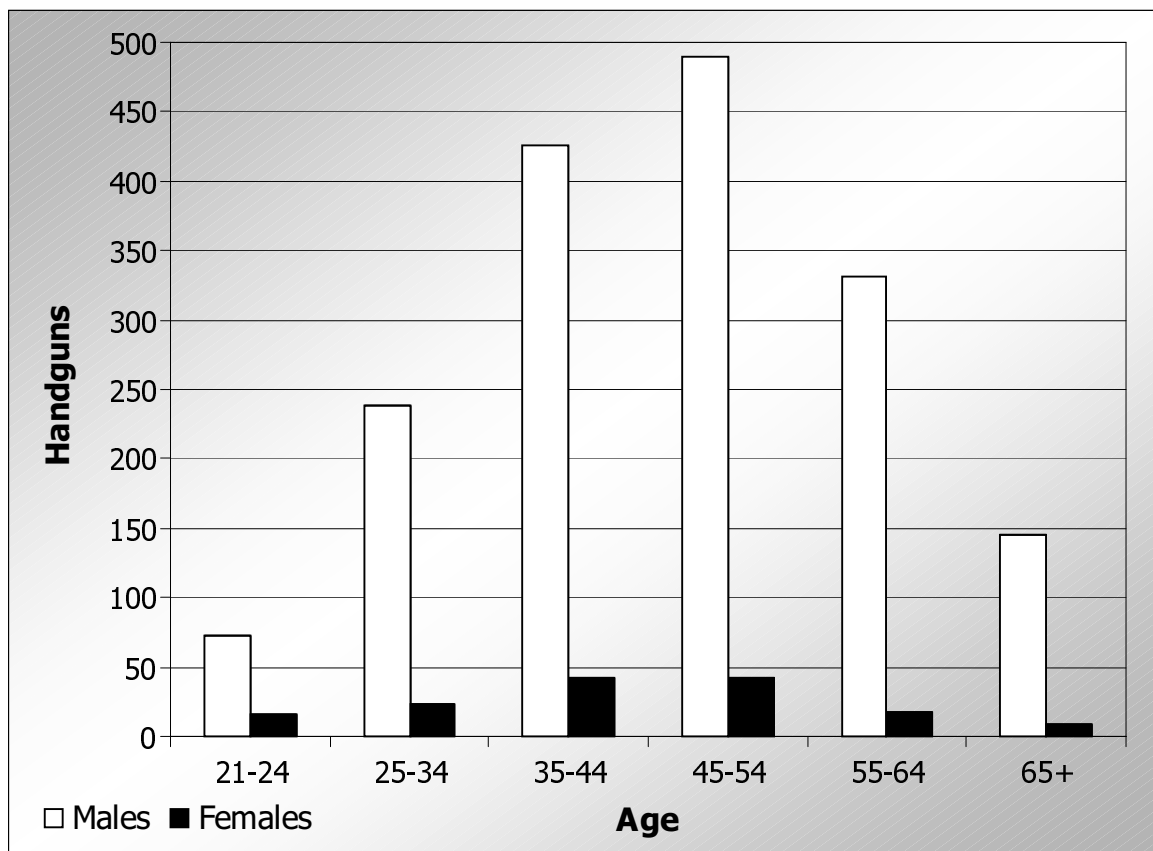
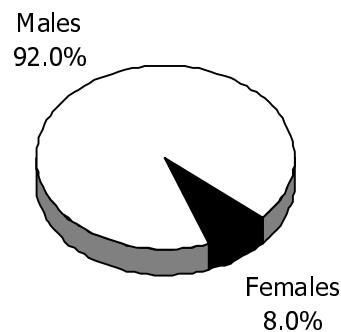
---

# Derringer Sales - Age and Sex

*Of 1,854 derringers sold, 1,705 (92.0%) were sold to males and 149 (8.0%) to females. More derringers (28.7%) were sold to persons ages 45-54 than to persons of other ages. See Appendix I for additional details.*

<u>Age</u>	<u>Number</u>	<u>Percent</u>
------------	---------------	----------------

21-24	89	4.8
25-34	262	14.1
35-44	468	25.2
45-54	532	28.7
55-64	348	18.8
65+	155	8.4



# Other Handguns

---

*This category includes single-shot and bolt-action handguns. These handguns were typically of large caliber (65.4%), had long barrels (93.0%), and were manufactured in the United States (91.7%).*

---

**Total: 1,355**

**Percent of Handgun Sales: 0.6**

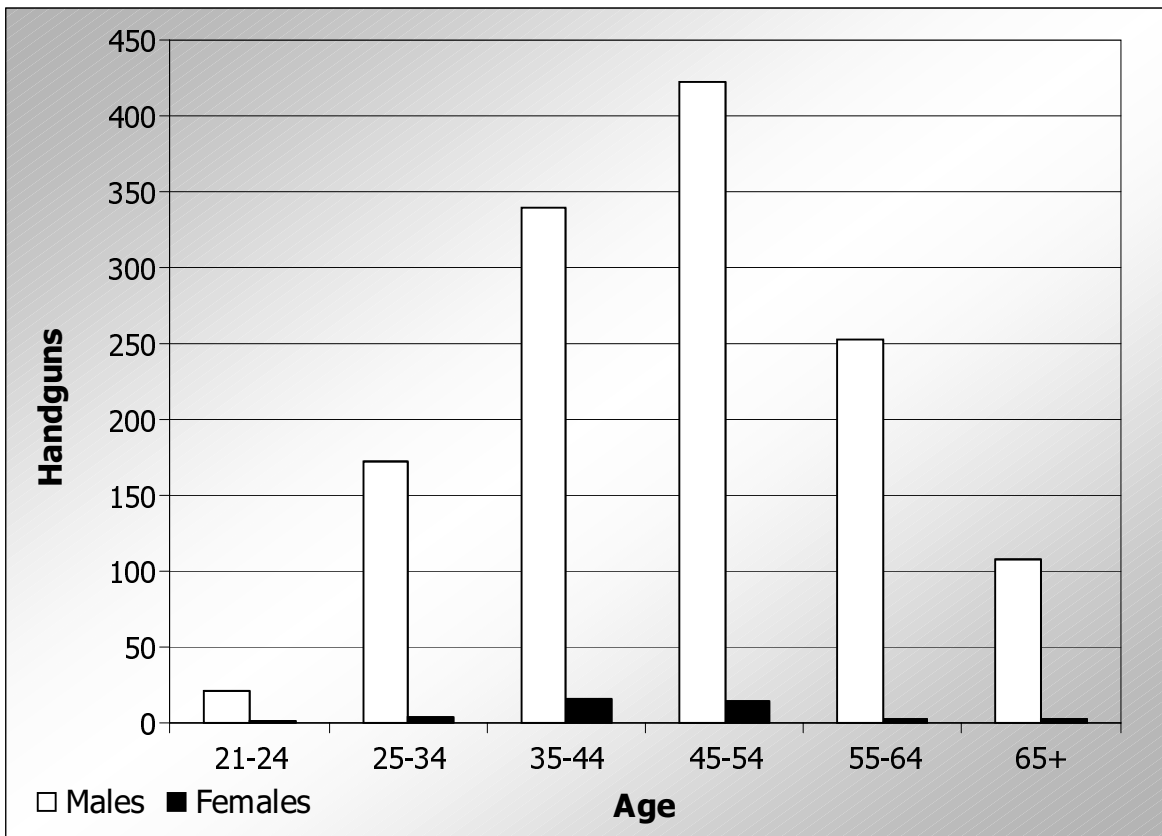
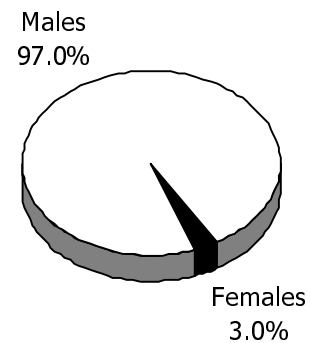
	<u>Number</u>	<u>Percent</u>
<b>Caliber</b>		
Small	306	30.3
Medium	43	4.3
Large	660	65.4
<b>Barrel Length</b>		
Short	72	7.0
Long	949	93.0
<b>Country of Origin</b>		
U.S.	1,243	91.7
Import	112	8.3

---

# Other Sales - Age and Sex

*Of 1,355 other handguns sold, 1,315 (97.0%) were sold to males and 40 (3.0%) to females. More of these handguns (32.3%) were sold to persons ages 45-54 than to persons of other ages. See Appendix I for additional details.*

<u>Age</u>	<u>Number</u>	<u>Percent</u>
21-24	22	1.6
25-34	176	13.0
35-44	356	26.3
45-54	437	32.3
55-64	254	18.8
65+	110	8.1



# Small-Caliber Handguns

---

*Small caliber includes calibers such as .22, .25, and .32. Small-caliber handguns made up 15.9% of sales and were typically pistols (71.0%). Small-caliber handguns were most likely to have short barrels (41.5%). Only 10.7% were manufactured outside the United States.*

---

**Total: 37,386**

**Percent of Handgun Sales: 15.9**

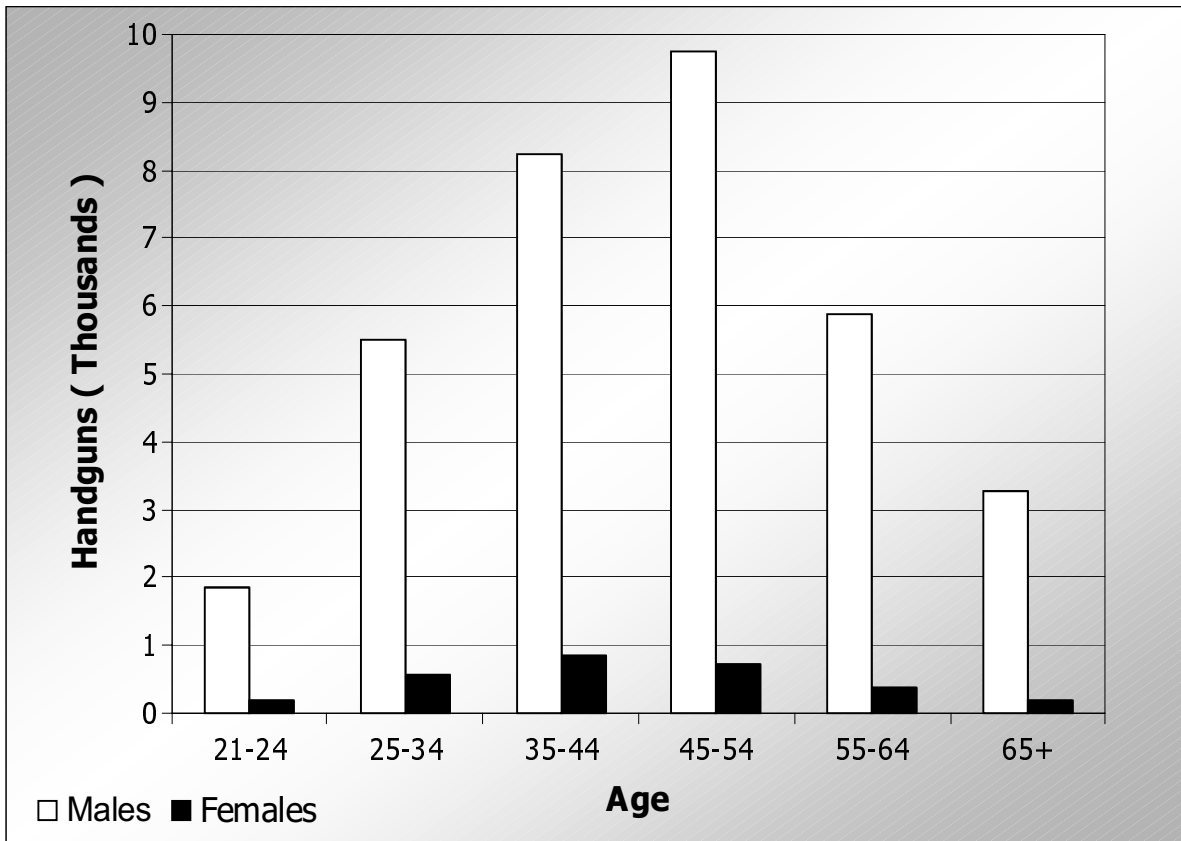
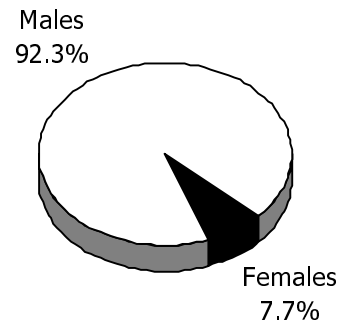
	<u>Number</u>	<u>Percent</u>
<b>Type</b>		
Pistol	26,558	71.0
Revolver	9,629	25.8
Derringer	891	2.4
Other	306	0.8
<b>Barrel Length</b>		
Short	15,532	41.5
Long	21,853	58.5
<b>Country of Origin</b>		
U.S.	33,389	89.3
Import	3,997	10.7

---

# Small-Caliber Sales - Age and Sex

Of 37,386 small-caliber handguns sold, 34,502 (92.3%) were sold to males and 2,883 (7.7%) to females. More small-caliber handguns (28.0%) were sold to persons ages 45-54 than to persons of other ages. See Appendix I for additional details.

<u>Age</u>	<u>Number</u>	<u>Percent</u>
21-24	2,052	5.5
25-34	6,055	16.2
35-44	9,086	24.3
45-54	10,461	28.0
55-64	6,277	16.8
65+	3,454	9.2



# Medium-Caliber Handguns

---

*Medium caliber includes calibers such as .38, .380, and 9mm. Medium-caliber handguns made up 38.7% of sales and were typically pistols (81.2%). Three-fourths had long barrels. Over 40% were manufactured outside the United States.*

---

**Total: 90,753**

**Percent of Handgun Sales: 38.7**

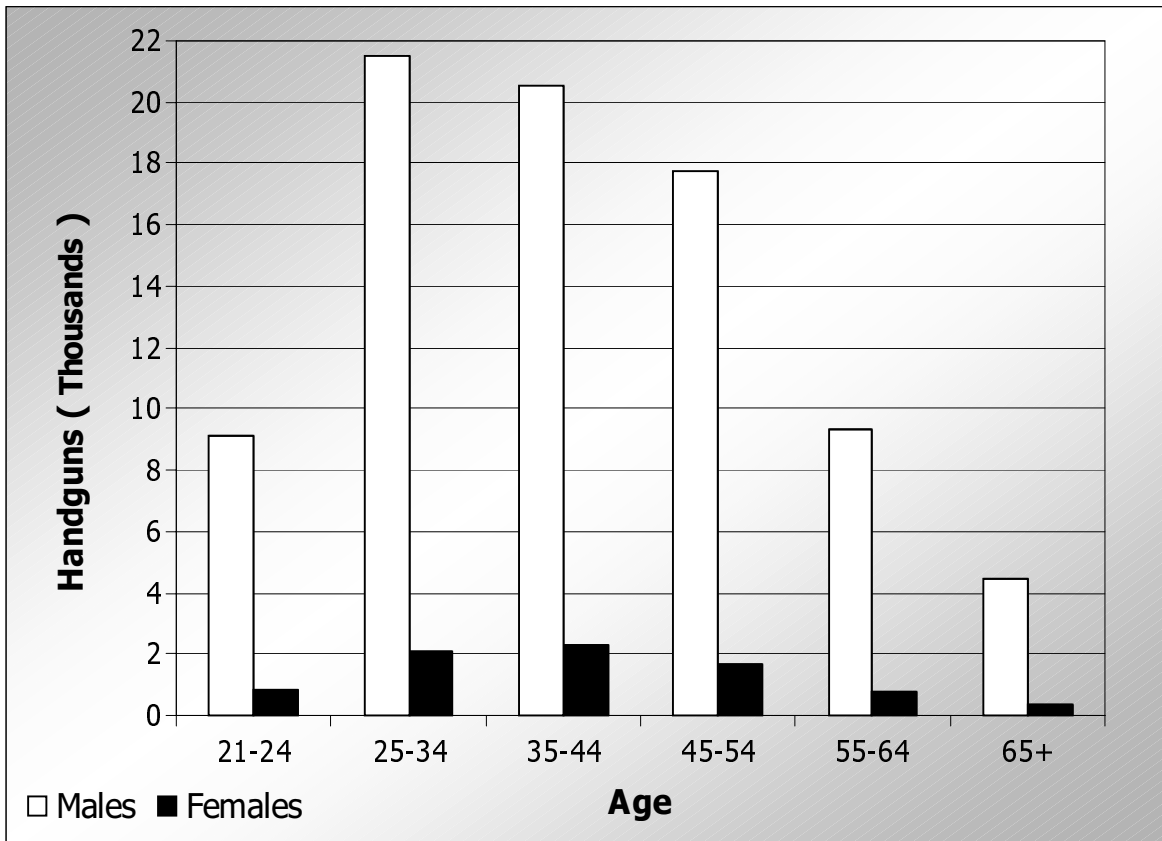
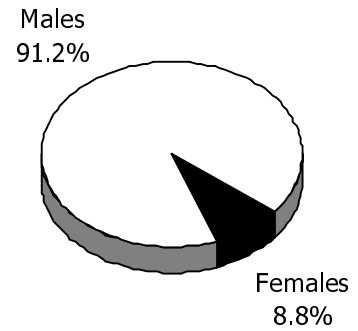
	<u>Number</u>	<u>Percent</u>
<b>Type</b>		
Pistol	73,714	81.2
Revolver	16,397	18.1
Derringer	596	0.7
Other	43	0.0
 <b>Barrel Length</b>		
Short	23,132	25.5
Long	67,621	74.5
 <b>Country of Origin</b>		
U.S.	53,840	59.3
Import	36,913	40.7

---

# Medium-Caliber Sales - Age and Sex

Of 90,753 medium-caliber handguns sold, 82,728 (91.2%) were sold to males and 8,019 (8.8%) to females. More medium-caliber handguns were sold to persons ages 25-34 and 35-44 than to persons of other ages. See Appendix I for additional details.

<u>Age</u>	<u>Number</u>	<u>Percent</u>
21-24	9,994	11.0
25-34	23,571	26.0
35-44	22,851	25.2
45-54	19,450	21.4
55-64	10,091	11.1
65+	4,790	5.3



# Large-Caliber Handguns

---

*Large caliber includes calibers such as .357, .40, .44, .45, and .50. Large-caliber handguns made up 45.4% of sales, were more likely than other handguns to be revolvers (38.2%), and were least likely to have short barrels (11.8%). Nearly 40% were manufactured outside the United States.*

---

**Total: 106,352**

**Percent of Handgun Sales: 45.4**

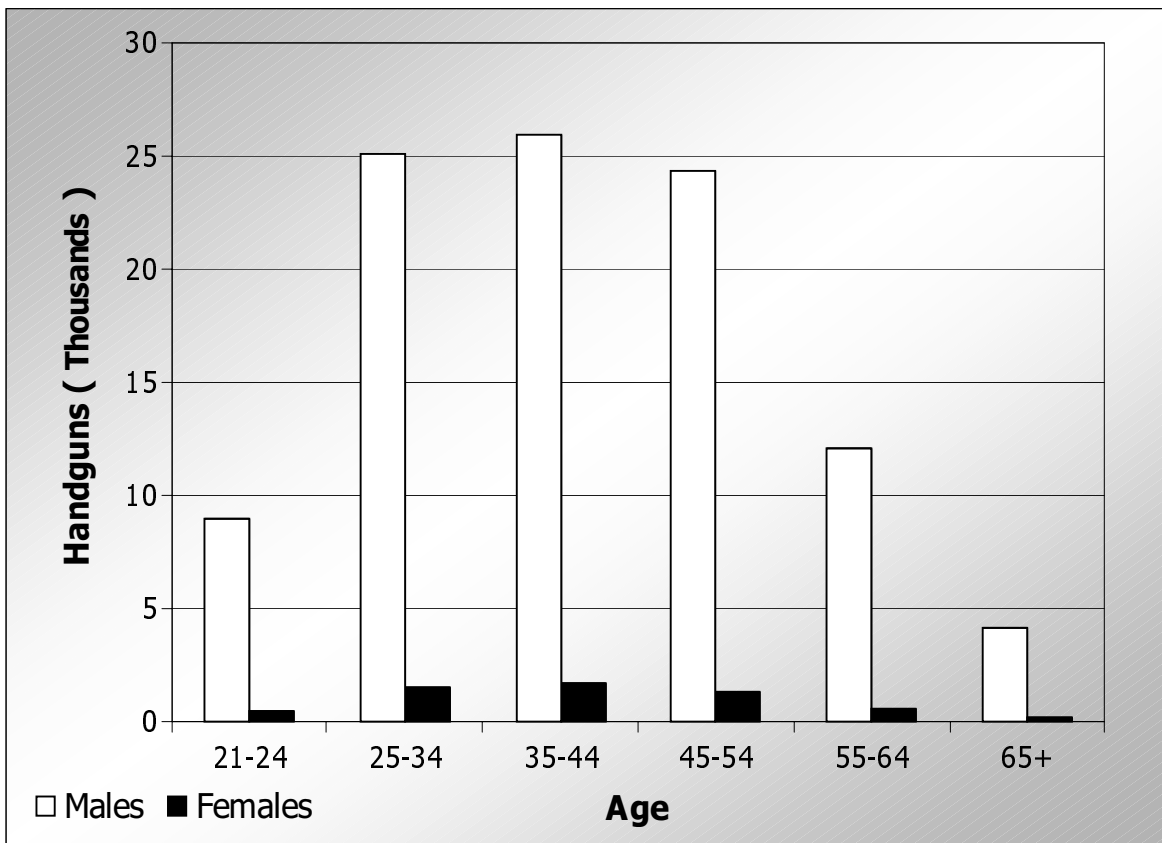
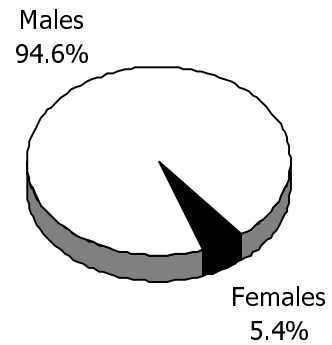
	<u>Number</u>	<u>Percent</u>
<b>Type</b>		
Pistol	64,657	60.8
Revolver	40,662	38.2
Derringer	365	0.3
Other	660	0.6
 <b>Barrel Length</b>		
Short	12,575	11.8
Long	93,775	88.2
 <b>Country of Origin</b>		
U.S.	64,583	60.7
Import	41,769	39.3

---

# Large-Caliber Sales - Age and Sex

Of 106,352 large-caliber handguns sold, 100,578 (94.6%) were sold to males and 5,764 (5.4%) to females. More large-caliber handguns were sold to persons ages 25-34, 35-44, and 45-54 than to persons of other ages. See Appendix I for additional details.

<u>Age</u>	<u>Number</u>	<u>Percent</u>
21-24	9,454	8.9
25-34	26,584	25.0
35-44	27,685	26.0
45-54	25,685	24.2
55-64	12,635	11.9
65+	4,299	4.0



# Short-Barrel Handguns

---

*Short barrels are less than or equal to 3 inches long. Short-barrel handguns made up 21.9% of handgun sales. Over half (51.7%) of short-barrel handguns were pistols, and 30.3% were of small caliber. Most (77.6%) were manufactured in the United States.*

---

**Total: 51,243**

**Percent of Handgun Sales: 21.9**

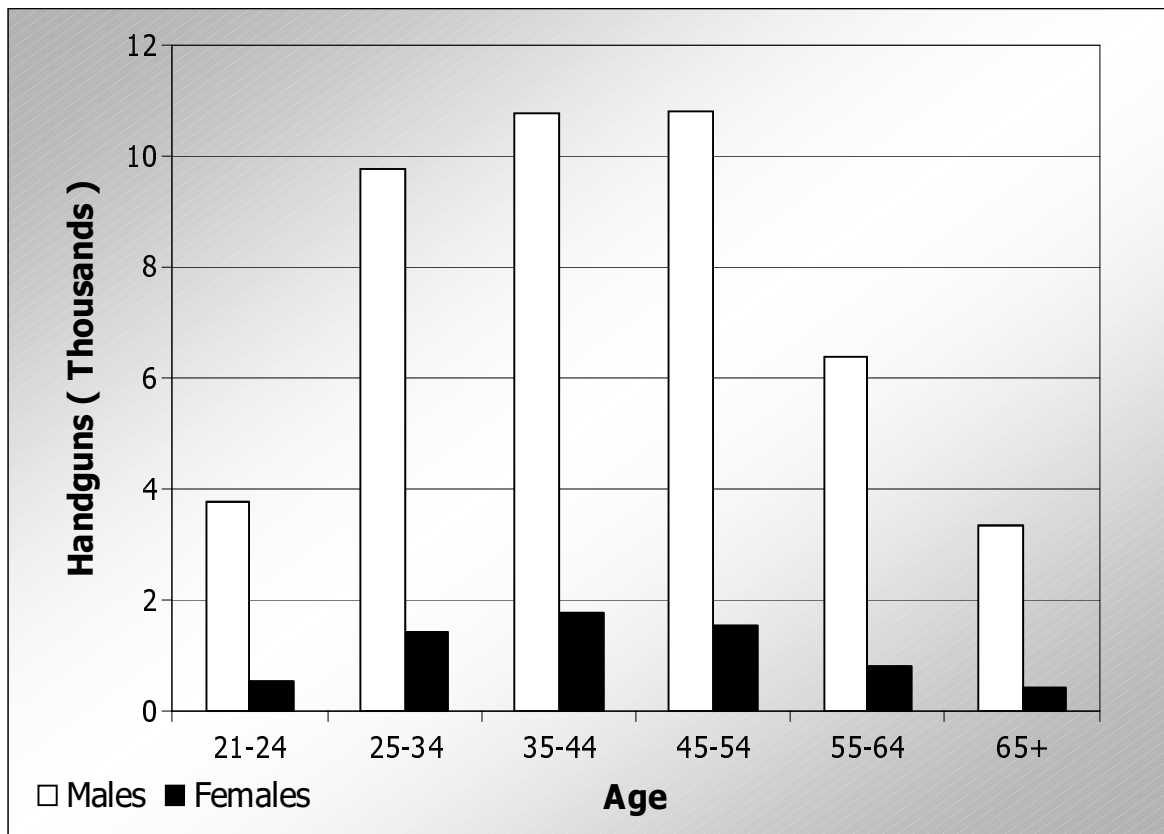
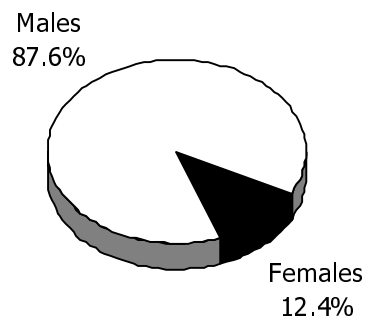
	<u>Number</u>	<u>Percent</u>
<b>Type</b>		
Pistol	26,506	51.7
Revolver	22,963	44.8
Derringer	1,699	3.3
Other	72	0.1
<b>Caliber</b>		
Small	15,532	30.3
Medium	23,132	45.2
Large	12,575	24.5
<b>Country of Origin</b>		
U.S.	39,770	77.6
Import	11,473	22.4

---

# Short-Barrel Sales - Age and Sex

*Of 51,243 short-barrel handguns sold, 44,869 (87.6%) were sold to males and 6,373 (12.4%) to females. More short-barrel handguns were sold to persons ages 35-44 and 45-54 than to persons of other ages. See Appendix I for additional details.*

<u>Age</u>	<u>Number</u>	<u>Percent</u>
21-24	4,292	8.4
25-34	11,168	21.8
35-44	12,529	24.5
45-54	12,349	24.1
55-64	7,169	14.0
65+	3,735	7.3



# Long-Barrel Handguns

---

*Long barrels are greater than 3 inches long. Three-fourths (75.5%) of long-barrel handguns were pistols and 51.2% were of large caliber. As compared to short-barrel handguns, a higher proportion (38.9%) of long-barrel handguns were manufactured outside the United States.*

---

**Total: 183,269**

**Percent of Handgun Sales: 78.1**

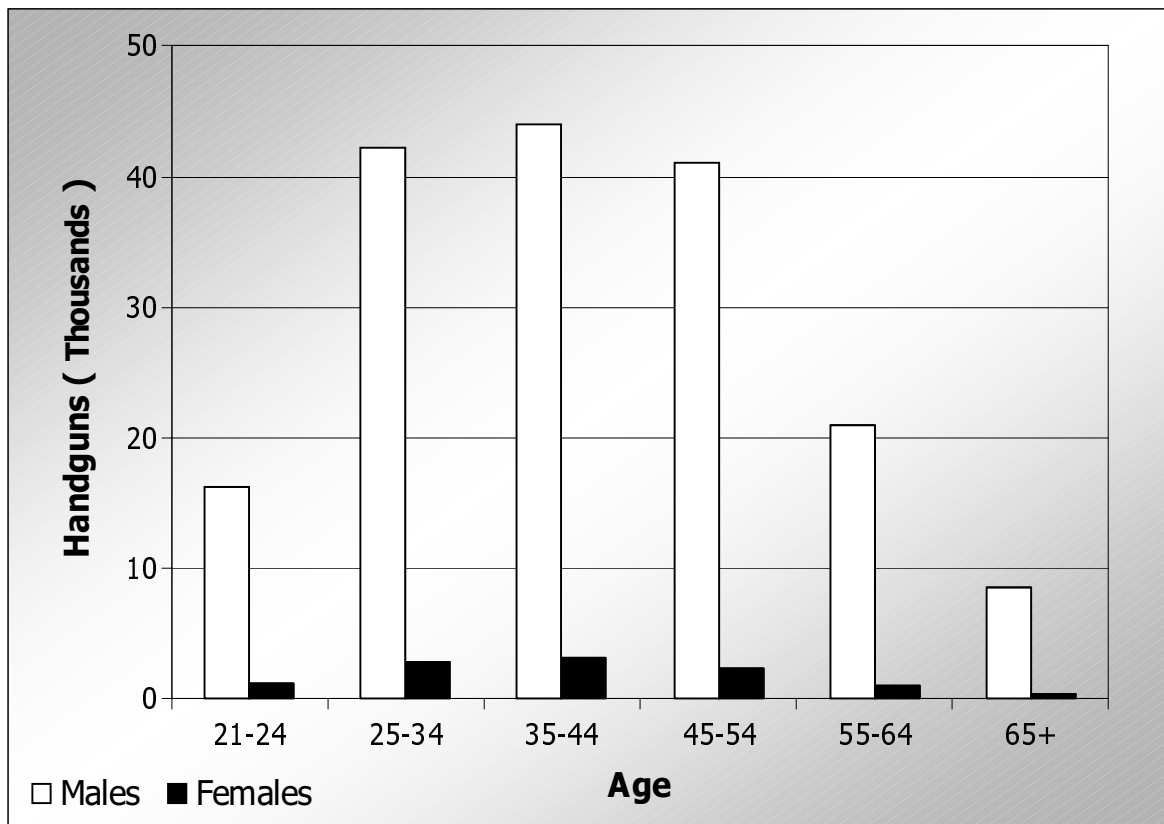
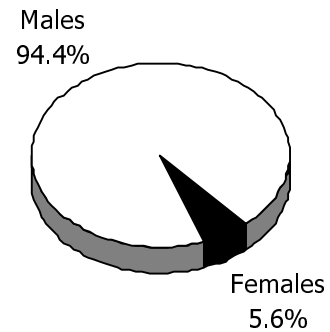
	<u>Number</u>	<u>Percent</u>
<b>Type</b>		
Pistol	138,432	75.5
Revolver	43,724	23.9
Derringer	153	0.1
Other	949	0.5
<b>Caliber</b>		
Small	21,853	11.9
Medium	67,621	36.9
Large	93,775	51.2
<b>Country of Origin</b>		
U.S.	112,059	61.1
Import	71,210	38.9

---

# Long-Barrel Sales - Age and Sex

*Of 183,269 long-barrel handguns sold, 172,960 (94.4%) were sold to males and 10,293 (5.6%) to females. More long-barrel handguns were sold to persons 25-34, 35-44 and 45-54 than to persons of other ages. See Appendix I for additional details.*

<u>Age</u>	<u>Number</u>	<u>Percent</u>
21-24	17,212	9.4
25-34	45,045	24.6
35-44	47,101	25.7
45-54	43,251	23.6
55-64	21,836	11.9
65+	8,808	4.8



# U.S. Handguns

---

*Handguns manufactured in the United States made up 64.9% of handguns sold in California in 1999. Over one-third (35.7%) of these handguns were revolvers, and 73.8% had long barrels.*

---

**Total: 153,021**

**Percent of Handgun Sales: 64.9**

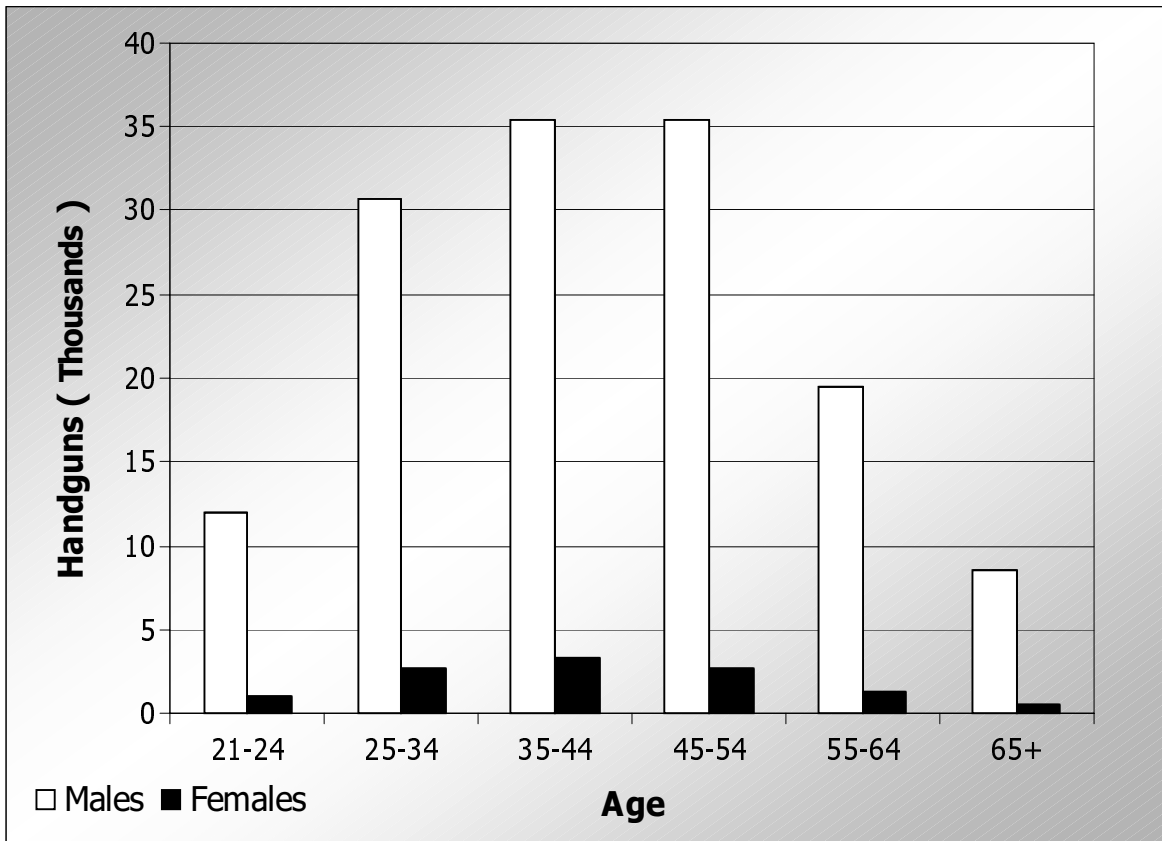
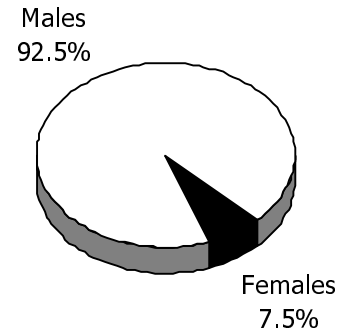
	<u>Number</u>	<u>Percent</u>
<b>Type</b>		
Pistol	95,354	62.3
Revolver	54,591	35.7
Derringer	1,811	1.2
Other	1,243	0.8
<b>Caliber</b>		
Small	33,389	22.0
Medium	53,840	35.5
Large	64,583	42.5
<b>Barrel Length</b>		
Short	39,770	26.2
Long	112,059	73.8

---

# U.S. Handgun Sales - Age and Sex

*Of 153,021 U.S.-manufactured handguns sold, 141,608 (92.5%) were sold to males and 11,402 (7.5%) to females. More U.S.-manufactured handguns were sold to persons ages 35-44 and 45-54 than to persons of other ages. See Appendix I for additional details.*

<u>Age</u>	<u>Number</u>	<u>Percent</u>
21-24	12,931	8.5
25-34	33,480	21.9
35-44	38,719	25.3
45-54	38,123	24.9
55-64	20,747	13.6
65+	9,010	5.9



# Imported Handguns

---

*Handguns manufactured outside the United States are subject to design restrictions that are not applied to handguns made in this country. Imported handguns made up 35.1% of California handgun sales in 1999. Most (85.1%) were pistols. Half (50.5%) were of large caliber.*

---

**Total: 82,854**

**Percent of Handgun Sales: 35.1**

	<u>Number</u>	<u>Percent</u>
<b>Type</b>		
Pistol	70,515	85.1
Revolver	12,180	14.7
Derringer	43	0.1
Other	112	0.1
<b>Caliber</b>		
Small	3,997	4.8
Medium	36,913	44.7
Large	41,769	50.5
<b>Barrel Length</b>		
Short	11,473	13.9
Long	71,210	86.1

---

# Imported Handgun Sales - Age and Sex

*Of 82,854 imported handguns sold, 77,536 (93.6%) were sold to males and 5,310 (6.4%) to females. More imported handguns (27.8%) were sold to persons ages 25-34 than to persons of other ages. See Appendix I for additional details.*

<u>Age</u>	<u>Number</u>	<u>Percent</u>
21-24	8,632	10.4
25-34	23,011	27.8
35-44	21,298	25.7
45-54	17,870	21.6
55-64	8,443	10.2
65+	3,592	4.3

