

Handgun Manufacturers

While handguns from 639 manufacturers were sold in California in 2000, the top 20 manufacturers accounted for 84.1% of all handguns sold. Of these manufacturers, 11 are located primarily in the United States. Several of the remaining top manufacturers operate in the U.S. through subsidiaries. Overall, Smith & Wesson ranked first in handguns sold (34,819 handguns, 18.0%), followed by Sturm, Ruger (28,181 handguns, 14.6%). Together, these two manufacturers produced one-third of all handguns sold.

Sixty-two percent of Smith & Wesson handguns were revolvers; this company was the leading manufacturer of revolvers sold in the state, accounting for 36.9% of all revolver sales. Only 9.9% of their handguns were small-caliber; 38.0% were medium-caliber, and 52.0% were of large caliber. Smith & Wesson was the largest manufacturer of medium-caliber handguns (13,222 handguns, 20.5%) and large-caliber handguns (18,118 handguns, 19.3%) sold in California.

Sturm, Ruger handguns were more evenly distributed between small (26.5%), medium (20.3%) and large (53.1%) calibers. Ninety-five percent of Sturm, Ruger handguns had long barrels. Sturm, Ruger was the largest manufacturer of small caliber handguns sold in California (7,468 handguns, 22.6%).

Glock accounted for 10.2% of all handguns sold and was the largest manufacturer of pistols sold in the state (19,613 handguns, 14.9%). Glock does not produce revolvers or small-caliber pistols. Most Glock pistols were of large caliber (67.0%) and had long barrels (91.2%).

Two of the top 20 manufacturers are headquartered in Southern California. Bryco Arms/Jennings Firearms (Costa Mesa) and Phoenix Arms (Ontario) together accounted for 2,682 handguns sold. All of these handguns were pistols, of small (58.8%) or medium caliber (41.1%), with a short barrel (62.4%). While only producing 1.4% of all handguns sold in California in 2000, these companies accounted for 4.0% of all short-barrel handguns.

Twenty manufacturers produced 84.1% of all handguns sold; 11 of these are located primarily in the U.S.

Smith & Wesson ranked first in handguns sold (34,819 handguns, 18.0%), followed by Sturm, Ruger (28,181 handguns, 14.6%).

Manufacturers - Handguns Sold

1. Smith & Wesson

Total: 34,819

Percent of Handgun Sales: 18.0

<u>Type</u>	<u>Number</u>	<u>Percent</u>
Pistol	13,216	38.0
Revolver	21,597	62.0
Other	6	<0.1
 <u>Caliber</u>		
Small	3,432	9.9
Medium	13,222	38.0
Large	18,118	52.0
 <u>Barrel Length</u>		
Short	10,275	29.5
Long	24,501	70.4

2. Sturm, Ruger

Total: 28,181

Percent of Handgun Sales: 14.6

<u>Type</u>	<u>Number</u>	<u>Percent</u>
Pistol	13,976	49.6
Revolver	14,205	50.4
Other	-	-
 <u>Caliber</u>		
Small	7,468	26.5
Medium	5,720	20.3
Large	14,966	53.1
 <u>Barrel Length</u>		
Short	1,375	4.9
Long	26,781	95.0

Manufacturers - Handguns Sold

3. Glock

Total: 19,667

Percent of Handgun Sales: 10.2

	<u>Number</u>	<u>Percent</u>
<u>Type</u>		
Pistol	19,667	100.0
Revolver	-	-
Other	-	-
<u>Caliber</u>		
Small	-	-
Medium	6,471	32.9
Large	13,167	67.0
<u>Barrel Length</u>		
Short	1,709	8.7
Long	17,928	91.2

4. Beretta

Total: 14,503

Percent of Handgun Sales: 7.5

	<u>Number</u>	<u>Percent</u>
<u>Type</u>		
Pistol	14,479	99.8
Revolver	21	0.1
Other	3	<0.1
<u>Caliber</u>		
Small	5,325	36.7
Medium	6,644	45.8
Large	2,510	17.3
<u>Barrel Length</u>		
Short	5,232	36.1
Long	9,249	63.8

Manufacturers - Handguns Sold

5. Colt's Manufacturing

Total: 13,241

Percent of Handgun Sales: 6.8

<u>Type</u>	<u>Number</u>	<u>Percent</u>
Pistol	8,121	61.3
Revolver	5,054	38.2
Other	66	0.5

Caliber

Small	1,542	11.7
Medium	3,372	25.5
Large	8,302	62.7

Barrel Length

Short	1,816	13.7
Long	11,401	86.1

6. Taurus

Total: 10,809

Percent of Handgun Sales: 5.6

<u>Type</u>	<u>Number</u>	<u>Percent</u>
Pistol	3,237	30.0
Revolver	7,572	70.0
Other	-	-

Caliber

Small	1,354	12.5
Medium	4,320	40.0
Large	5,124	47.4

Barrel Length

Short	5,117	47.3
Long	5,684	52.6

Manufacturers - Handguns Sold

7. SIG Arms

Total: 9,481

Percent of Handgun Sales: 4.9

	<u>Number</u>	<u>Percent</u>
<u>Type</u>		
Pistol	9,449	99.7
Revolver	32	0.3
Other	-	-
<u>Caliber</u>		
Small	469	4.9
Medium	3,936	41.5
Large	5,059	53.4
<u>Barrel Length</u>		
Short	459	4.8
Long	9,010	95.0

8. Heckler & Koch

Total: 5,540

Percent of Handgun Sales: 2.9

	<u>Number</u>	<u>Percent</u>
<u>Type</u>		
Pistol	5,540	100.0
Revolver	-	-
Other	-	-
<u>Caliber</u>		
Small	16	0.3
Medium	1,271	22.9
Large	4,240	76.5
<u>Barrel Length</u>		
Short	145	2.6
Long	5,382	97.2

Manufacturers - Handguns Sold

9. Kimber

Total: 4,249

Percent of Handgun Sales: 2.2

	<u>Number</u>	<u>Percent</u>
<u>Type</u>		
Pistol	4,249	100.0
Revolver	-	-
Other	-	-
<u>Caliber</u>		
Small	-	-
Medium	-	-
Large	4,242	100.0
<u>Barrel Length</u>		
Short	529	12.5
Long	3,712	87.4

10. Walther

Total: 3,763

Percent of Handgun Sales: 1.9

	<u>Number</u>	<u>Percent</u>
<u>Type</u>		
Pistol	3,763	100.0
Revolver	-	-
Other	-	-
<u>Caliber</u>		
Small	605	16.1
Medium	2,583	68.6
Large	572	15.2
<u>Barrel Length</u>		
Short	936	24.9
Long	2,824	75.1

Manufacturers - Handguns Sold

11. Browning

Total: 3,035

Percent of Handgun Sales: 1.6

	<u>Number</u>	<u>Percent</u>
<u>Type</u>		
Pistol	3,035	100.0
Revolver	-	-
Other	-	-
<u>Caliber</u>		
Small	1,764	58.1
Medium	1,067	35.2
Large	196	6.5
<u>Barrel Length</u>		
Short	106	3.5
Long	2,921	96.2

12. Springfield Armory

Total: 2,921

Percent of Handgun Sales: 1.5

	<u>Number</u>	<u>Percent</u>
<u>Type</u>		
Pistol	2,921	100.0
Revolver	-	-
Other	-	-
<u>Caliber</u>		
Small	2	0.1
Medium	71	2.4
Large	2,836	97.1
<u>Barrel Length</u>		
Short	38	1.3
Long	2,871	98.3

Manufacturers - Handguns Sold

13. Kel-Tec

Total: 2,117

Percent of Handgun Sales: 1.1

<u>Type</u>	<u>Number</u>	<u>Percent</u>
Pistol	2,117	100.0
Revolver	-	-
Other	-	-

<u>Caliber</u>	<u>Number</u>	<u>Percent</u>
Small	1,170	55.3
Medium	697	32.9
Large	249	11.8

<u>Barrel Length</u>	<u>Number</u>	<u>Percent</u>
Short	1,865	88.1
Long	250	11.8

14. North American Arms

Total: 2,106

Percent of Handgun Sales: 1.1

<u>Type</u>	<u>Number</u>	<u>Percent</u>
Pistol	546	25.9
Revolver	1,560	74.1
Other	-	-

<u>Caliber</u>	<u>Number</u>	<u>Percent</u>
Small	2,100	99.7
Medium	-	-
Large	4	0.2

<u>Barrel Length</u>	<u>Number</u>	<u>Percent</u>
Short	2,044	97.1
Long	60	2.9

Manufacturers - Handguns Sold

15. Para-Ordnance

Total: 1,699

Percent of Handgun Sales: 0.9

	<u>Number</u>	<u>Percent</u>
<u>Type</u>		
Pistol	1,699	100.0
Revolver	-	-
Other	-	-
<u>Caliber</u>		
Small	-	-
Medium	-	0.5
Large	1,658	97.6
<u>Barrel Length</u>		
Short	181	10.7
Long	1,477	86.9

16. Bryco Arms/Jennings Firearms

Total: 1,638

Percent of Handgun Sales: 0.9

	<u>Number</u>	<u>Percent</u>
<u>Type</u>		
Pistol	1,638	100.0
Revolver	-	-
Other	-	-
<u>Caliber</u>		
Small	535	32.7
Medium	1,101	67.2
Large	-	-
<u>Barrel Length</u>		
Short	877	53.5
Long	759	46.3

Manufacturers - Handguns Sold

17. Rossi

Total: 1,470

Percent of Handgun Sales: 0.8

	<u>Number</u>	<u>Percent</u>
<u>Type</u>		
Pistol	4	0.3
Revolver	1,466	99.7
Other	-	-
<u>Caliber</u>		
Small	42	2.9
Medium	850	57.8
Large	575	39.1
<u>Barrel Length</u>		
Short	1,122	76.3
Long	345	23.5

18. Magnum Research

Total: 1,245

Percent of Handgun Sales: 0.6

	<u>Number</u>	<u>Percent</u>
<u>Type</u>		
Pistol	1,215	97.6
Revolver	30	2.4
Other	-	-
<u>Caliber</u>		
Small	16	1.3
Medium	108	8.7
Large	1,118	89.8
<u>Barrel Length</u>		
Short	6	0.5
Long	1,237	99.4

Manufacturers - Handguns Sold

19. CZ (Ceská Zbrojovka)

Total: 1,235

Percent of Handgun Sales: 0.6

	<u>Number</u>	<u>Percent</u>
<u>Type</u>		
Pistol	1,235	100.0
Revolver	-	-
Other	-	-
<u>Caliber</u>		
Small	136	11.0
Medium	894	72.4
Large	205	16.6
<u>Barrel Length</u>		
Short	47	3.8
Long	1,188	96.2

20. Phoenix Arms

Total: 1,044

Percent of Handgun Sales: 0.5

	<u>Number</u>	<u>Percent</u>
<u>Type</u>		
Pistol	1,044	100.0
Revolver	-	-
Other	-	-
<u>Caliber</u>		
Small	1,043	99.9
Medium	-	-
Large	-	-
<u>Barrel Length</u>		
Short	796	76.3
Long	247	23.7

Manufacturers - Handguns Sold

<u>Manufacturer</u>	<u>Primary Headquarters</u>	<u>Sales</u>	<u>Percent</u>
1. Smith & Wesson	Springfield, Massachusetts	34,819	18.0
2. Sturm, Ruger	Southport, Connecticut	28,181	14.6
3. Glock	Deutsch-Wagram, Austria	19,667	10.2
4. Beretta	Brescia, Italy	14,503	7.5
5. Colt's Manufacturing	Hartford, Connecticut	13,241	6.8
6. Taurus	Porto Alegre, Brazil	10,809	5.6
7. SIG Arms	Neuhausen, Switzerland	9,481	4.9
8. Heckler & Koch	Oberndorf, Germany	5,540	2.9
9. Kimber	Yonkers, New York	4,249	2.2
10. Walther	Ulm, Germany	3,763	1.9
11. Browning	Morgan, Utah	3,035	1.6
12. Springfield Armory	Geneseo, Illinois	2,921	1.5
13. Kel-Tec	Cocoa, Florida	2,117	1.1
14. North American Arms	Provo, Utah	2,106	1.1
15. Para-Ordnance	Ontario, Canada	1,699	0.9
16. Bryco/Jennings	Costa Mesa, California	1,638	0.9
17. Rossi	Sao Leopoldo, Brazil	1,470	0.8
18. Magnum Research	Minneapolis, Minnesota	1,245	0.6
19. CZ (Ceská Zbrojovka)	Uhersky Brod, Czech Republic	1,235	0.6
20. Phoenix Arms	Ontario, California	1,044	0.5

Denied Sales

Under federal and California law, firearm purchase and possession are prohibited for a person who has been convicted of a felony, is under felony indictment, is a fugitive from justice, is an unlawful user of or is addicted to a controlled substance, has been adjudicated mentally defective, is an illegal alien, has been convicted of a misdemeanor crime of violence, or is subject to a domestic violence restraining order. California law prohibits persons convicted of certain violence misdemeanors from purchasing or possessing firearms for ten years after they have been convicted. California also prohibits the purchase or possession of firearms by persons who have been admitted to a mental health facility under certain specific circumstances within the preceding five years. Beginning in 2000, California prohibits handgun purchases from firearm licensees in excess of one per month.

There were 3,632 denied sales in 2000: 1,621 prohibited-person denials and 2,011 one gun a month denials. This represents approximately two denied sales for every 100 handguns sold. A total of 3,444 individuals attempted to purchase handguns but were denied; 95.1% of these individuals were denied once, and the remainder were linked to as many as seven denied sales.

Most handguns involved in both one gun a month and prohibited-person denied sales were pistols, three-fourths had long barrels, and nearly two-thirds were of U.S. origin (see pages 62 and 64). Handguns denied to prohibited persons were more likely to be of medium or large caliber (43.1% medium, 43.0% large) than were handguns in one gun a month denials (28.9% medium, 47.8% large).

The majority (94.1%) of both groups of denied sales were to males. Nearly half (46.2%) of the prohibited-person denials were between 21 and 34 years of age compared with 23.3% of the one gun a month denials (see page 63).

The list of manufacturers most frequently involved in denied sales generally resembled the list of manufacturers of handguns that were most frequently sold.

Among prohibited-person denials, 76.8% were for prior criminal convictions: 40.3% for felonies and 36.5% for misdemeanors. Drug-related offenses were the most common felony convictions (29.6%). Nearly all the misdemeanor convictions (83.1%) were for assault.

There were 3,632 denied sales in 2000: 1,621 prohibited-person denials and 2,011 one gun a month denials.

This represents two denied sales for every 100 handguns sold.

Prohibited-Person Denials

Presented are characteristics of handguns for which the prospective purchasers were prohibited persons. These denials accounted for 44.6% of all denials and most (74.0%) were pistols, of medium (43.1%) or large (43.0%) caliber, and of U.S. origin (63.9%).

Total Prohibited-Person Denials: 1,621

Percent of All Denials: 44.6

	<u>Number</u>	<u>Percent</u>
<u>Type</u>		
Pistol	1,200	74.0
Revolver	412	25.4
Derringer	8	0.5
Other	1	0.1

Caliber

Small	225	13.9
Medium	698	43.1
Large	695	43.0

Barrel Length

Short	392	24.2
Long	1,226	75.8

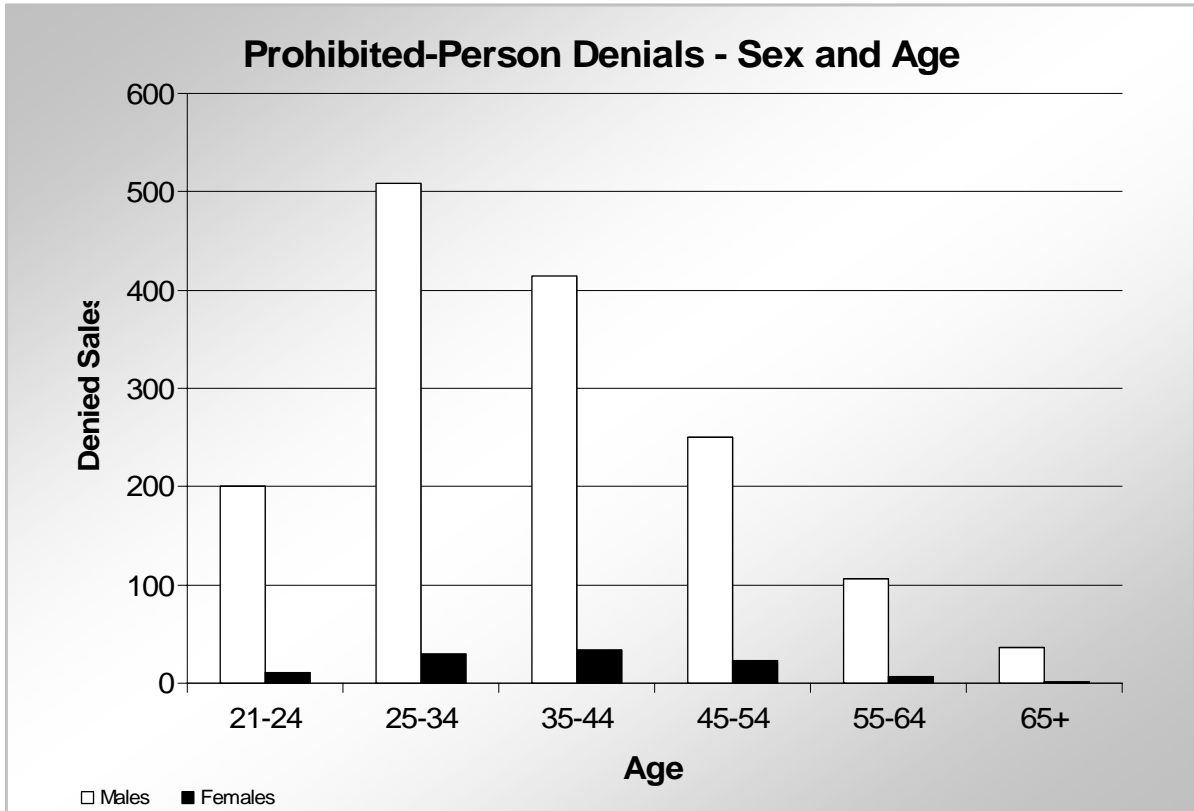
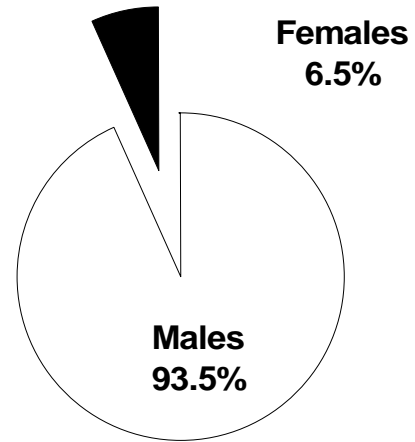
Country of Origin

U.S.	1,036	63.9
Import	585	36.1

Prohibited-Person Denials - Sex and Age

There were 1,621 prohibited-person denials in 2000, of which 1,515 (93.5%) were to males and 106 (6.5%) were to females. More prohibited-person denials involved persons ages 25-34 than persons of other ages. See Appendix I for additional details.

<u>Age</u>	<u>Number</u>	<u>Percent</u>
21-24	211	13.0
25-34	538	33.2
35-44	448	27.6
45-54	273	16.8
55-64	113	7.0
65+	38	2.3



One Gun a Month Denials

Characteristics of handguns for which purchase was denied because of California's new law limiting handgun purchases to one in any 30 day period. These handguns were most frequently pistols (65.7%), of large caliber (47.8%), and of U.S. origin (54.3%).

Total One Gun a Month Denials: 2,011

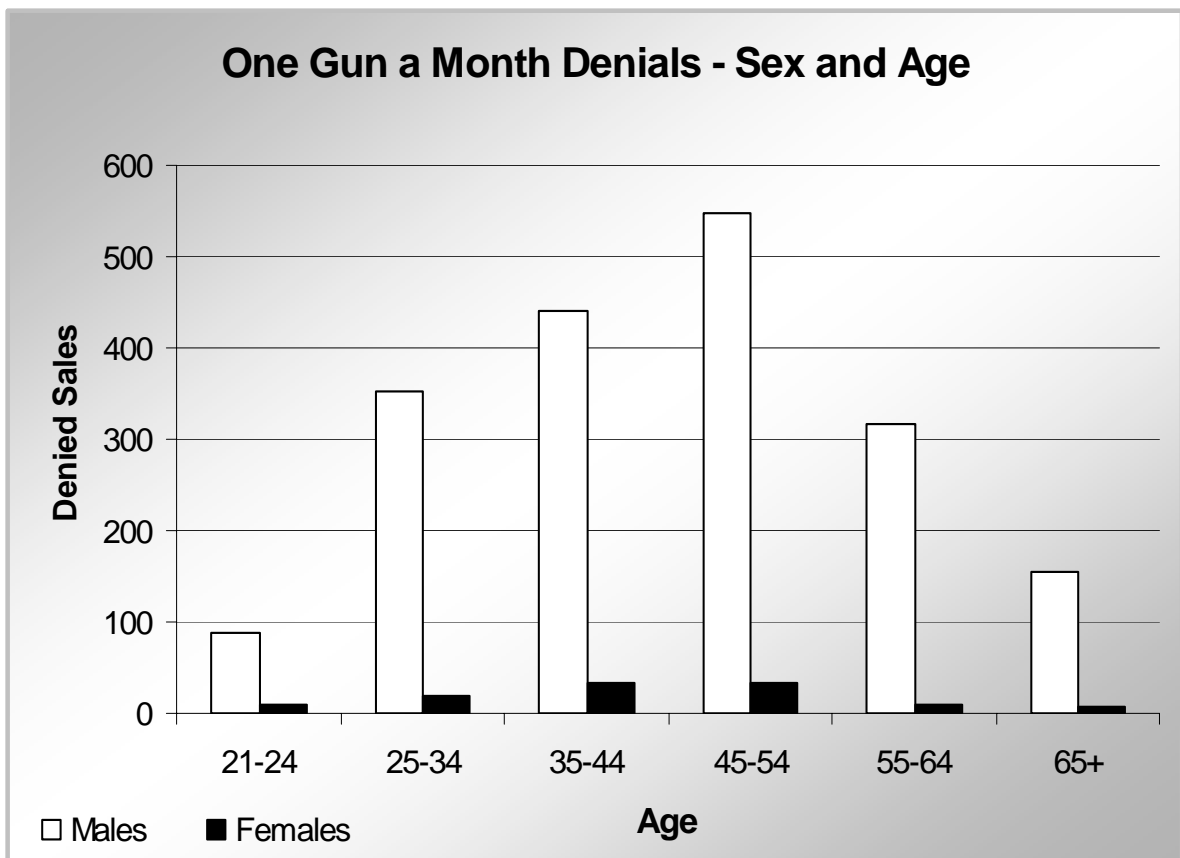
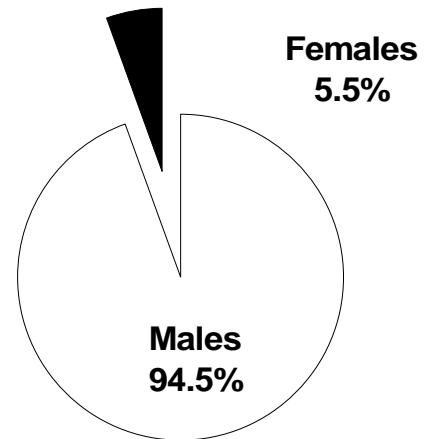
Percent of All Denials: 55.4

	<u>Number</u>	<u>Percent</u>
<u>Type</u>		
Pistol	1,321	65.7
Revolver	644	32.0
Derringer	27	1.3
Other	19	0.9
 <u>Caliber</u>		
Small	464	23.4
Medium	574	28.9
Large	949	47.8
 <u>Barrel Length</u>		
Short	488	24.5
Long	1,501	75.5
 <u>Country of Origin</u>		
U.S.	1,315	65.4
Import	696	34.6

One Gun a Month Denials - Sex and Age

Of 2,011 denials due to the new law limiting handgun purchases to one in a 30 day period, 1,900 (94.5%) were to males and 111 (5.5%) were to females. More of these denials were to persons ages 45-54 than to persons of other ages.

<u>Age</u>	<u>Number</u>	<u>Percent</u>
21-24	98	4.9
25-34	370	18.4
35-44	475	23.6
45-54	580	28.8
55-64	326	16.2
65+	162	8.1



Denied Sales - Manufacturers

Listed below are the 20 most common manufacturers of denied handguns. The data include both prohibited-person denials and denials based on the limitation of handgun purchases to one in any 30 day period.

<u>Manufacturer</u>	<u>Number</u>	<u>Percent</u>
Smith & Wesson	604	16.6
Sturm, Ruger	510	14.0
Beretta	278	7.7
Glock	275	7.6
Colt's Manufacturing	263	7.2
Taurus	197	5.4
SIG Arms	146	4.0
Heckler & Koch	82	2.3
Kimber	79	2.2
Walther	71	2.0
Bryco Arms/Jennings Firearms	62	1.7
Browning	57	1.6
North American Arms	47	1.3
Davis Industries	42	1.2
Rossi	41	1.1
Springfield Armory	40	1.1
Kel-Tec	35	1.0
Phoenix Arms	35	1.0
Magnum Research	27	0.7
Gabilondo/Gabilondo & Cia	26	0.7

Reasons for Denied Sales

There were 3,444 persons denied handgun purchase in 2000. For nine persons, more than one reason was given for denial. One gun a month denials were most common overall (55.4%) Drug offenses were most common among felonies (29.6%), and assaults were most common among misdemeanors (83.1%).

<u>Denial Type</u>	<u>Number</u>	<u>Percent</u>
One Gun a Month	2,011	55.4
Felony	653	18.0
Misdemeanor	591	16.3
Restraining Order	127	3.5
Mental Health	131	3.6
Juvenile (707B WIC)	70	1.9
Condition of Probation	30	0.8
Answered Yes to Question on DROS Form	17	0.5
Regulatory	1	0.0

Offense Code for Felony Convictions

Dangerous Drugs/Narcotics	193	29.6
Other (Conspiracy, Accessory, Answered Yes, etc.)	142	21.7
Burglary	74	11.3
Assault	47	7.2
Vehicle Code Violations	43	6.6
Weapons	43	6.6
Theft	41	6.3
Forgery/Fraud	29	4.4
Robbery	21	3.2
Sex Crimes	7	1.1
Homicide (includes Manslaughter)	8	1.2
Arson	3	0.5
Kidnapping	2	0.3

Offense Code for Misdemeanor Convictions

Assault	491	83.1
Dangerous Drugs/Narcotics	50	8.5
Weapons	35	5.9
Other (Conspiracy, Accessory, Answered Yes, etc.)	11	1.9
Vehicle Code Violations	4	0.6