

Stanley H. Benedict, M.S., Ph.D.

Philosophy of Care

The American Association of Physicists in Medicine states that the essential responsibility of a Qualified Medical Physicist's clinical practice is to assure the safe and effective delivery of radiation to achieve a diagnostic or therapeutic result as prescribed in patient care.

The responsibilities of the medical physicist include: protection of the patient and others from potentially harmful or excessive radiation; establishment of adequate protocols to ensure accurate patient dosimetry; the measurement and characterization of radiation; the determination of delivered dose; development and direction of quality assurance programs; and assistance to other health care professionals in optimizing the balance between the beneficial and deleterious effects of radiation; and compliance with applicable federal and state regulations.

Clinical Interests

As Chief of Clinical Physics Dr. Benedict works with a team of highly qualified medical physicists and dosimetrists, in accordance with the directives of radiation oncology physicians, to provide a wide array of highly conformal radiation therapy treatments.

A few of the systems that we employ to ensure precise set-up patient positioning, and accurate delivery include: 3D and 4D simulation and delivery confirmation, image guided brachytherapy, stereotactic radiosurgery, and intensity modulated beam delivery techniques.

Research/Academic Interests

1. Developing imaging tools to improve radiation therapy planning co- registration of studies for the accurate determination of tumor and target margins and critical organs at risk (OAR), including the use of MRI-PET, PET-CT, and SPECT-CT.
2. Developing technology for image guided brachytherapy (IGBT), including 3D imaging systems (CT and MRI) for confirming applicator placement, and novel applicator designs that allow patients to be treated with minimal anesthesia (non-OR).
3. Investigating radiobiological considerations for Hypofractionated and Stereotactic Radiosurgery treatment delivery.
4. Designing new arc based treatment delivery approaches that incorporate modulation (gantry speed, dose rate, and MLC) for conformality, and 3D/CBCT for improved target positioning.

Title

Professor
Vice Chair of Clinical Physics

Specialty


[Radiation Oncology](#)

Department

[Radiation Oncology](#)


Division

Radiation Oncology



Stanley H. Benedict, M.S., Ph.D.

- Center/Program Affiliation** [UC Davis Comprehensive Cancer Center](#)
- Address/Phone** UC Davis Comprehensive Cancer Center, 4501 X St. Suite 0144 Sacramento, CA 95817
Phone: 800-362-5566
- Education** M.S., Radiological Health Physics, San Diego State University, San Diego CA 1984
Ph.D., Biomedical Physics, UCLA, Los Angeles CA 1992
B.A., UC San Diego, La Jolla CA 1980
- Board Certifications** American Board of Radiology, Therapeutic Radiological Physics, 1996
- Professional Memberships** American Association of Physicists in Medicine (AAPM)
American Society for Radiation Oncology (ASTRO)
Health Physics Society (HPS)
International Society of Therapeutic Ultrasound (ISTU)
- Honors and Awards** Fellow, American Association of Physicists in Medicine (AAPM), 2008
Fellow, American College of Medical Physics (ACMP), 2007
- Select Recent Publications** Benedict SH, De Meerleer G, Orton CG, Stancanella J. Point/counterpoint. High intensity focused ultrasound may be superior to radiation therapy for the treatment of early stage prostate cancer. Med Phys. 2011 Jul;38(7):3909-12.
- Chen AM, Yu Y, Daly ME, Farwell DG, Benedict SH, Purdy JA. Long-term experience with reduced planning target volume margins and intensity-modulated radiotherapy with daily image-guidance for head and neck cancer. Head Neck. 2014 Dec;36(12):1766-72.
- Timothy D. Solberg, James M. Balter, Stanley H. Benedict, Benedick A. Fraass, Brian Kavanagh, Curtis Miyamoto, Todd Pawlicki, Louis Potters, Yoshiya Yamada, 'Quality and safety considerations in stereotactic radiosurgery and stereotactic body radiation therapy: Executive summary (Supplemental Material On-Line: Full Text), Practical Radiation Oncolog. 2012;2: 2-9.
- Wijesooriya K, Aliotta E, Benedict S, Read P, Rich T, Larner J. RapidArc patient specific mechanical delivery accuracy under extreme mechanical limits using linac log files. Med Phys. 2012 Apr;39(4):



Stanley H. Benedict, M.S., Ph.D.

1846-53.

Benedict SH (Chair), Yenice KM (Co-Chair), Followill D, Galvin J, Hinson W, Kavanagh B, Keall P, Lovelock M, Meeks S, Papiez L, Purdie T, Sadagopan R, Schell MC, Salter B, Schlesinger DJ, Shiu AS, Solberg T, Song D, Stieber V, Timmerman R, Tome WA, Verellen D, Wang L, Yin FF. "Correction to stereotactic body radiation therapy: The report from the AAPM Task Group No. 101". Med Phys. 2012;39(1):563.


Dunlap NE, Yang W, McIntosh A, Sheng K, Benedict SH, Read PW, Larner JM. Computed tomography-based anatomic assessment overestimates local tumor recurrence in patients with mass-like consolidation after stereotactic body radiotherapy for early-stage non-small cell lung cancer. Int J Radiat Oncol Biol Phys. 2012 Dec 1;84(5):1071-7.

Wensha Yang, Ryan Jones, Paul Read, Stanley Benedict, and Ke Sheng K, 'Standardized evaluation of simultaneous integrated boost plans on volumetric modulated arc therapy'. Phys Med Biol. 2011;Jan 21;56(2): 327-39.

Yang, W., Jones, R., Lu, W., Geesey, C., Benedict, S., Read, P., Larner, J., Sheng, K., 'Feasibility of Non-Coplanar Tomotherapy for Lung Cancer Stereotactic Body Radiation Therapy', Technol Cancer Res Treat. 2011;10: 307-315.

Cai J, McLawhorn R, Altes TA, Lange ED, Read PW, Larner JM, Benedict SH, Sheng K., Helical Tomotherapy Planning for Lung Cancer Based on Ventilation Magnetic Resonance Imaging. Medical Dosimetry. 2011 Winter;36(4):389-396.

Cai J, Yue J, McLawhorn R, Yang W, Wijesooriya K, Dunlap NE, Sheng K, Yin FF, Benedict SH. 'Dosimetric Comparison of 6 MV and 15 MV Single Arc RapidArc to Helical Tomotherapy for the Treatment of Pancreatic Cancer'. Medical Dosimetry. 2011;36(3): 317-320.



Stanley H. Benedict, M.S., Ph.D.

© 2017 UC Regents